



20

24

DAVIESS COUNTY

*Lions Club Fair*



PROUD SPONSOR OF THE

# 2024 DAVIESS COUNTY LIONS CLUB FAIR



**FIRST  
UNITED  
BANK**

AND TRUST COMPANY

**2800 Frederica St**  
**270.922.2512**

**3012 W Parrish Ave**  
**270.215.3337**



**[www.efirstunitedbank.com](http://www.efirstunitedbank.com)**



Member  
**FDIC**



# DAVIESS COUNTY LIONS CLUB AT WORK

The Daviess County Lions Club donates to many local charities throughout the year. Our primary focus is on eye care for the less fortunate individuals. The Lions Club is a non-profit organization that raises funds to support these charitable efforts through special programs throughout the year.

Please check our website for dates for fundraising events or on Facebook at [daviesscountylionsclubfair](https://www.daviesscountylionsclubfair.com). Our website is [www.daviesscountyfair.com](http://www.daviesscountyfair.com).

*Thank You,  
Daviess County Lions Members*



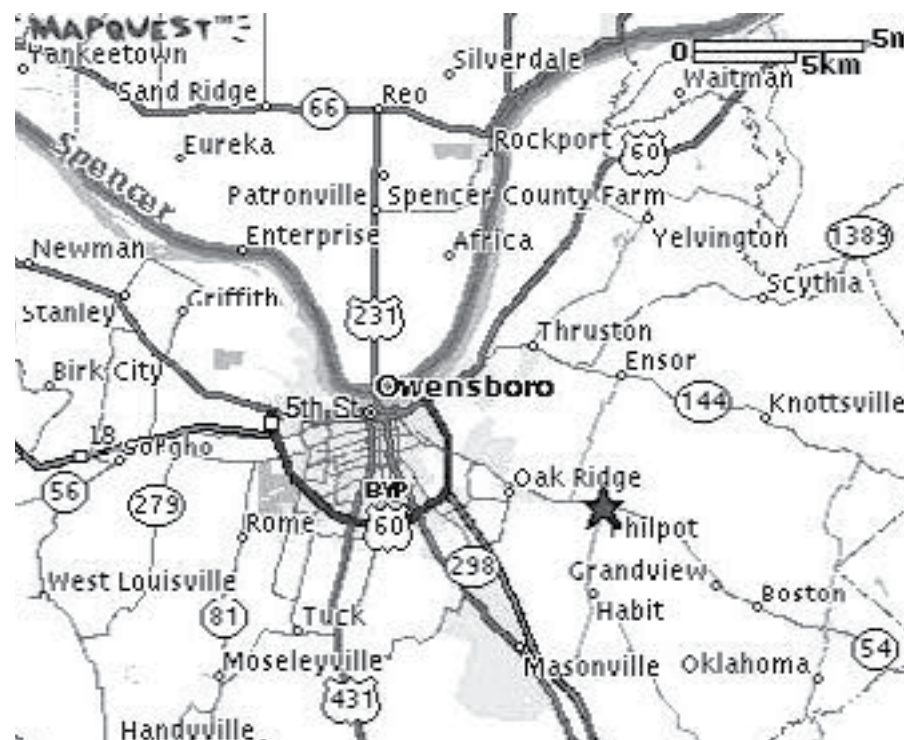




## Daviess County Lions Club FAIRGROUNDS

6191 Highway 54  
Philpot, KY 42366  
270-297-9519

Finding the Daviess County Fairgrounds is easy. The Fairgrounds are off of Highway 54 in Philpot, Kentucky. The entrance to the fairgrounds is approximately six miles outside of Owensboro city limits. If you are driving from Owensboro, it will be on the left side of the road.



## COUNTY FAIRS, WHY?

by Baxter Black, DVM

"Most people just don't get it," said Ron, bemoaning the urban politicians that continue to whittle away at funding for county fairs and the ag extension service. "It's all about the kids learning real life."

To their misfortune, urban children have much less opportunity to connect with real life. They look at some farm kid working on his show steer every day for months. It is beyond their comprehension. "Why," they think, 'Would anyone want to waste their time in such a mindless pursuit?' and then they whip out their Game Boy and fall into a trance.

Thank goodness there are some politicians, corporations and influential associations that DO get it. As farmers and livestock raisers continue to decline in numbers, it is even more critical that parents, county agents, ag teachers, 4-H leaders, scientists and teachers instill in the next generations the realities of life that farming depends on. Does America want to become a net importer of food in fifty years?

I appreciate Mrs. Obama's garden, Whole Foods specialty markets, organic and natural producers. They have a niche market. But who is going to feed the other 99% of our burgeoning population, much less a hungry third world?

Those kids, our kids who are fitting steers, doing chores, picking apples, show-

ing hogs, driving the grain truck, learning to weld, riding pens, irrigating strawberries, managing a pasture, hosing the milk room, stacking hay and learning to read the sky are assimilating the mountain of knowledge that it takes to make dirt and rain into food.

Farm kids start learning the land and the livestock when they are old enough to carry a bucket. When they help with the daily chores they are practicing. It's like taking piano lessons or tennis lessons except what farm kids learn has a much more profound objective; feeding us all.

Our culture expends a great deal of effort on future NBA stars, astronauts, environmental lawyers, doctors, and political science majors. But for every 100 rock stars, Rhoades Scholars and Heisman trophy winners our country produces, we better make sure we spend enough to train at least two future farmers, so the rest of them can eat. That is the essence of the county fair.

Beneath all the fun, auctions, and show ribbons, the serious business of learning how to make a living off the land continues like an underground river.

The list of 'essential professions' is a short one. That's the reality of real life. Farm kids hold our future in their hands. They are in training to feed the world. And fair board members and county agents get it.





# CATALOG CONTENTS

2024 Canning Division.....	61	Garden & Mini Tractor Pull.....	17
2024 Crops .....	60	Gate Admission Prices.....	4
2024 4-H Poultry Show .....	26	General Rules.....	4
2024 4-H Rabbit Show .....	26	Hay Contest.....	82
2024 Open Youth Beef Cattle Show.....	73	Kids Pedal Tractor Pull .....	81
2024 Photography.....	59	Little Miss & Mister Pageant.....	70
2024 Youth Crop Division .....	20	Livestock Division.....	63
2024 Youth Fat Steers.....	73	Miss Daviess County/Miss Daviess Co. Fair .....	71
4-H and FFA Feeder Calf Exhibition .....	76	Miss Pre-Teen.....	70
4-H Exhibits .....	28	Miss Teen Daviess County.....	69
Adult Honey Division .....	15	Monster Truck Show .....	88
Agriculture Advisory Board .....	7	Open Youth Market Swine Show.....	26
Arenacross .....	75	Petting Zoo .....	64
Discfunktn's Groove .....	74	Side by Side/ATV Obstacle Course .....	6
Daviess County Fair Board.....	7	Talent Show .....	TBD (270)-231-9686
Fair Schedule.....	6	TNT Truck and Tractor Pulls .....	85
FFA Entries .....	82	Youth Lamb and Goat Show .....	84
Fireworks .....	86		



***Daviess County Lions Club***  
***2<sup>nd</sup> Annual Harvest Festival***  
*(Formerly Reid's Apple Fest)*  
***October 19-20 2024***





# Daviness County Fair

## ADMISSION PRICES

(Carnival FREE with Paid Admission)

Gates Open at 5:00 p.m.

**NO Coolers or Alcohol Allowed**  
**NO Firearms**

**CHECK  
YOUR PROGRAM  
FOR EVENT LOCATION**

**Wednesday through Saturday**  
**Carnival ~ Midway**

### **ADMISSION PRICES:**

**Under 5 Free** (Must pay \$5 to ride rides)

**Ages 5-12 \$10.00**

**Adults \$15.00**

**PARKING: \$5 PER CAR**

## GENERAL RULES

The Daviess County Fair is planned and conducted according to the Kentucky Department of Agriculture regulations for the use of state funds.

All precautions possible will be taken by the Daviess County Fair to prevent accidents to any person, animal, or property and to the destruction, loss, or abuse of any property or to any and all exhibits, but will not be liable for any accidents that may occur to any person, animal, property, or exhibit while at the fairgrounds.

1. Disorderly conduct of any kind is forbidden. Those indulging will forfeit their right to remain on the fairgrounds.
2. Police protection will be provided at all times.
3. Open classes are open to all persons or exhibitors unless otherwise specified.
4. Alcohol or Drugs are not allowed on Fairgrounds.

5. Entries made in 4-H, FFA, and FHA Classes must have been produced in conjunction with an approved project sponsored by these organizations.
6. All decisions made by judges and fair officials are final.
7. For medical emergency call 911 and then contact Fair Office (297-9519).
8. Announcements made on day of event take precedence over printed matter.
9. Fair entries must be entered at 4-H building, 7:00 a.m. to 1:00 p.m. and 4:00 p.m. to 6:00 p.m., Tuesday July 19.
10. Entries and premiums can be picked up only on Sunday, July 24 from 2:00 p.m. to 4:00 p.m.





## Daviness County Fiscal Court

COUNTY JUDGE/EXECUTIVE  
Charlie Castlen

COUNTY ATTORNEY  
John Burlew

Daviness County Courthouse  
P.O. Box 1716  
Owensboro, KY 42302-1716  
Telephone: 270-685-8424  
Fax: 270-685-8469  
[www.davinessky.org](http://www.davinessky.org)

COUNTY COMMISSIONERS  
Larry Conder – Central Division  
Janie Marksberry – Eastern Division  
Chris Castlen – Western Division

Welcome,

The tradition of the Daviness County Lions Club Fair is woven into the fabric of our community. It's a chance to slow down and re-connect with our friends and neighbors.

Your kids are going to love the carnival rides and all of the Fair food that is a treat once-a-year.

For our 4-H members, the Fair is an important opportunity to showcase livestock and other special interest projects. I encourage you to visit one of the shows in the Tom Curtsinger Building.

The grandstand entertainment will be another highlight with staples like motocross and the truck & tractor pull. Please join me in spending time at the Lions Club Fair, supporting agriculture and our community.

Sincerely,

Charlie Castlen

Daviness County Judge/Executive







# 2024 FAIR SCHEDULE

## PAGEANTS

Miss Teen Pageant ..... TBA  
Miss Daviess County Pageant..... TBA

## JUNE 29 - SATURDAY

Baby/Toddler Pageant.....  
0-11 Months ..... 10:00 AM  
12-23 Months ..... 12:00 PM  
2-3 Years ..... 2:00 PM  
4 Years ..... 4:00 PM

## JUNE 30 - SUNDAY

Little Miss & Mister..... 5:00 PM  
Check-In ..... 2:30 PM  
Interviews..... 3:00 PM  
Doors Open..... 4:30 PM

## JULY 6 - SATURDAY

Miss Pre-Teen Daviess County..... 1:30 PM  
Miss Teen Daviess County..... 7:00 PM

## JULY 16 - TUESDAY

Enter 4H and Open Exhibits ..... 4:00-6:00 p.m. East Exhibit Bldg

## JULY 17 - WEDNESDAY

4H/FFA Feeder Calf Show ..... 5:00 p.m. Tom Curtsinger Bldg  
Open Beef & Youth Fat Steer Show... After Feeder Calf Show Tom Curtsinger Bldg  
**MOTOCROSS RACE** ..... 7:30 p.m. Miles Arena  
Motocross Practice..... 5:00 p.m. Miles Arena  
Carnival (free with paid admission to fair)..... 5:00 - Close Fairgrounds  
4H building exhibits ..... 5:00 - Close East Exhibit Bldg  
Petting Zoo and Pony Rides (free w/ pd admission)... 5:00 - Close Fairgrounds  
First Bite Fishing Tank (free w/ pd admission) ..... 5:00 - Close Fairgrounds  
Inflatables (free with pd admission to fair) ..... 5:00 - Close Fairgrounds  
Vendors and food booth ..... 5:00 - Close Fairgrounds

## JULY 18 - THURSDAY

Open Youth Market Swine Show ..... 6:00 p.m. Tom Curtsinger Bldg  
**MONSTER TRUCK SHOW**..... 7:30 p.m. Miles Arena  
Pit Party (free with paid admission to fair) ..... 5:00-7:00 p.m. Miles Arena  
Carnival (free with paid admission to fair)..... 5:00 - Close Fairgrounds  
4H building exhibits ..... 5:00 - Close East Exhibit Bldg  
Petting Zoo and Pony Rides (free w/ pd admission)... 5:00 - Close Fairgrounds  
First Bite Fishing Tank (free w/ pd admission) ..... 5:00 - Close Fairgrounds  
Inflatables (free with pd admission to fair) ..... 5:00 - Close Fairgrounds  
Vendors and food booth ..... 5:00 - Close Fairgrounds  
Side-by-Side and ATV obstacle course will run during intermission of the monster truck show

## JULY 19 - FRIDAY

Open Youth Lamb and Goat Show ..... 6:00 p.m. Tom Curtsinger Bldg  
**TNT TRUCK/TRACTOR PULL** ..... 7:00 p.m. Miles Arena  
**GARDEN TRACTOR PULL** ..... 7:00 p.m. Miles Arena  
**CHRIS MILLAY DYSFUNCTIONAL GROOVE**.. 5:00 - 7:00 p.m. Gazebo  
Carnival (free with paid admission to fair)..... 5:00 - Close Fairgrounds  
4H building exhibits ..... 5:00 - Close East Exhibit Bldg  
Petting Zoo and Pony Rides (free w/ pd admission)... 5:00 - Close Fairgrounds  
First Bite Fishing Tank (free w/ pd admission) ..... 5:00 - Close Fairgrounds  
Inflatables (free with pd admission to fair) ..... 5:00 - Close Fairgrounds  
Vendors and food booth ..... 5:00 - Close Fairgrounds

## JULY 20 - SATURDAY

4H Poultry Show ..... 9:00 a.m. East Exhibit Bldg  
4H Rabbit Show ..... 10:00 a.m. Tom Curtsinger Bldg  
Open Talent Show..... Registration @ 5:30 p.m. Bittel Hall  
**TNT TRUCK & TRACTOR PULLS** ..... 7:00 p.m. Miles Arena  
**GARDEN TRACTOR PULLS**..... 7:00 p.m. Miles Arena  
**FIREWORKS** ..... 6:30 p.m. Gazebo  
**PEDAL TRACTOR PULL** ..... 5:00 - 7:00 p.m. Gazebo  
Carnival (free with paid admission to fair)..... 5:00 - Close Fairgrounds  
4H building exhibits ..... 5:00 - Close East Exhibit Bldg  
Petting Zoo and Pony Rides (free w/ pd admission)... 5:00 - Close Fairgrounds  
First Bite Fishing Tank (free w/ pd admission) ..... 5:00 - Close Fairgrounds  
Inflatables (free with pd admission to fair) ..... 5:00 - Close Fairgrounds  
Vendors and food booth ..... 5:00 - Close Fairgrounds





# 2024 DAVIESS COUNTY FAIR BOARD

Jay Bell, Chairman

Members:

Dyanne Baker

Bill Jones

Janet Dunn

Gary Mayfield

Ed Higdon

Eric Miller

Mike Hamilton

Greg Mills

Joan Hayden

Julie Riffe

---

## AGRICULTURE ADVISORY BOARD:

Clint Hardy.....	County Extension Agent
Joan Hayden .....	Farm Bureau
Craig Howard .....	Agriscience, Daviess County
Chad Askins.....	Agriscience, Daviess County
Jason Smith.....	Agriscience, Daviess County
Kellie Burch .....	Agriscience, Apollo
Aaron Tucker.....	Agriscience, Apollo
Troy Muse .....	Adult Ag Teacher
Erica Tapp .....	Agriscience, Owensboro Catholic





## 2023-2024 PRESIDENT DAVISS COUNTY LIONS CLUB

The cold winter weather has given way to the warm days of summer. The farmers have their crops planted and the grass in our yards is green (hopefully). It means that it is once again time for the Daviess County Lions Club Fair. The fair is one of the longest standing traditions in Daviess County. Before the days of smart phones, Face Time and social media people would gather at the Daviess County Lions Club Fair to see old friends and compete in friendly competitions to see who had the best garden vegetables. Large numbers of youths would enter 4H and FFA contests and livestock shows.

Things have changed over the years, the area has become more urban and less farm oriented. There are still people that enter the vegetable contests and livestock shows. I am thankful for those individuals that still have gardens and show off their prize produce and the youth that participate in the livestock shows. However, one thing that has not changed over the years is that the members of the Daviess County Lions Club work hard each year to bring to our community the best possible family entertainment at the Daviess County Lions Club Fair.

The Daviess County Lions Club is proud to be the organization that has sponsored the fair for over 50 years. Each year the fair is our major fund raising event. That is why I want to say a big thank you to the businesses that purchased ads in our Fair Book and provided sponsorship money. I would also like to invite everyone out to the 2024 Daviess County Lions Club Fair.

Jay Bell

2024 President, Daviess County Lions Club Fair



*Many thanks for the support of  
Our Advertisers and Sponsors  
for helping make the  
Daviess County Lions Club Fair  
A Continued Success*



**Needham Ag offers a wide range of different flail mowers for tractors, skid-steer loaders and excavators from 4,000 lbs, to over 20,000 lbs.**



**These flail mowers are built by Lipa, an Italian company which has been in business over 40 years and has built over 25,000 mowers worldwide. These high quality flail mowers leave a better finish than rotary mowers and we carry most service parts at our warehouse.**



**For more information on these high quality Lipa products, please visit [needhamag.com](http://needhamag.com)**

**Needham Ag Technologies, LLC.  
4911 State Route 81 North.  
Calhoun, KY 42327  
(270) 785 0999**





# Michael E. Horn

## Family Foundation, Inc.

### *The History of the Michael E. Horn Family Foundation*



One of seven, Michael E. Horn was born on March 17th 1950 in Philpot, KY to Henry and Anna Horn. Quickly, Mr. Horn was taught the value of hard work and the importance of humility. Mr. Horn developed skills and knowledge over his years in construction and maintenance services. In 1978, after making roots in Owensboro, KY, Mr. Horn, with his wife Paula and others at his side, established National Steel Erection, Inc., which later led to Titan Contracting and Leasing Co. Inc. He founded these companies on "dedicated service and conscientious regard for safety, quality, and pride." This mission helped to develop the Horn Industrial Services, reaching consumers around the world.

Throughout the years and the great development of his once single business venture, Mr. Horn did not lose the life lessons instilled in him from his childhood. His wife, Paula, was instilled with those same values, and her love for others helped to spark an even greater desire to affect the way their family would give to those in need. They knew they wanted to pass those desires onto their children, Michael Andrew and Kayla Nicole, creating a legacy. After many years of giving privately, they decided to create the Michael E. Horn Family Foundation in 2007 – allowing them to better live out that legacy.



Paula Horn, Mike Horn's wife, is now basking in the light of her Savior. In 2016, after a hard battle with stage four breast cancer, Paula left our world and found herself standing in eternal victory. Paula and Mike worked alongside one another in the pursuit to bless others as God had blessed them. Together they sought to help "the least of these" for the glory of God (Matt. 25:40) through the establishment of the Michael E. Horn Family Foundation. Paula's greatest passion was for children to know and feel loved by God. She was one of the founding members of Pleasant Valley Community Church. She was particularly committed to the children's ministry. She found much of her life purpose there as she served and loved everyone. Paula leaves a bright and beautiful legacy – one with the hope that each person touched by the foundation would come to know Jesus Christ, whom she loved with all her heart.



# M.A.G.S.

MID-AMERICA GRAIN SOLUTIONS



A large yellow excavator is shown in profile, lifting a bucket full of dirt. The background is a dramatic sunset sky with orange and blue clouds. The excavator's arm is extended upwards, and the bucket is tilted, with some dirt falling out. The overall scene is dynamic and industrial.

# Murphy Murphy

TRANSPORTATION

EXCAVATING

2601 W. 4TH. ST. | OWENSBORO, KY 42301



# 2024 EVENT CHAIRMANSHIPS

<u>Name/Title of Event</u>	<u>Chairperson</u>
4-H & FFA Steer & Heifer Show .....	Daniel Hayden
Ag Youth and Adult Crop.....	Clint Hardy
Beef Cattle Show .....	Daniel Hayden
Booth Rentals .....	Dyanne Baker
Concessions.....	Gary Mayfield
Exhibitors - Commercial .....	Dyanne Baker
Fair Catalog.....	Joan Hayden
Feeder Calf Show.....	Daniel Hayden
Pageants .....	Latasha Shemwell
Parking .....	Jan Miller
Pedal Tractor Pulling Contest .....	Gayle Rearden & Greg Mills
Public Relations and Advertising.....	Amanda Patton & Amy Bouchard
Sanitation .....	Bill Ditto
Shield's Security .....	Daviess County Sheriff's Office
Sheep & Goat Show .....	Stacey Potts
Swine Show .....	Stacey Potts
Truck & Tractor Pulls .....	Tim Bowen & Mike Hamilton
Talent Show .....	Latasha Shemwell

**Kurtz**  
AUCTION & REALTY.

**LandExperts.com**

**1-800-264-1204 • Owensboro 1-812-452-3191 • Evansville**





# **OLE SOUTH**

**BAR★B★Q**

**Dine In  
Carry Out  
Catering  
Drive thru**

**Breakfast,  
Lunch,  
and Dinner  
Buffet**

**270-926-6464**

**SUNDAY-THURSDAY 6 AM - 8 PM  
FRIDAY - SATURDAY 6 AM - 9 PM**

**olesouthbbq.com**



# ADULT HONEY DIVISION

**RULES:**

1. All classes except youth classes are open to the world.

2. Each entry of bees, honey or beeswax exhibited ~ must be produced in the exhibitor's apiary in the last year.

3. An exhibitor will be restricted to one entry in each class. Where there is only one entry in a class, the first prize if merited, will be awarded.

4. Entries will be presented between 4 and 6 p.m. open Tuesday, July 26th.
5. Exhibits should be removed Sunday, July 31st between 8 and 10 a.m.

6. Exhibits may be opened by the judges, if in the opinion of the judge it is necessary.

7. Exhibits will be in standard frames or standard honey jars, except where otherwise noted.

8. Exhibits will not bear ownership labels until after judging.

**CLASS NO.**

51	Shallow frame of comb honey .....	\$8.00	\$6.00	\$5.00	\$3.00
52	Deep frame of comb honey .....	\$8.00	\$6.00	\$5.00	\$3.00
53	White extracted honey				
	Four 1 pound glass containers.....	\$8.00	\$6.00	\$5.00	\$3.00
54	Light amber extracted honey				
	Four 1 pound glass containers.....	\$8.00	\$6.00	\$5.00	\$3.00
55	Amber extracted honey				
	Four 1 pound glass containers.....	\$8.00	\$6.00	\$5.00	\$3.00
56	Dark amber extracted				
	Four 1 pound glass containers.....	\$8.00	\$6.00	\$5.00	\$3.00
57	Chunk honey ~ Four 1 pint reg. glass canning jars.....	\$8.00	\$6.00	\$5.00	\$3.00
58	Cut comb honey ~ Four 1 lb. packages.....	\$8.00	\$6.00	\$5.00	\$3.00
59	Best quality of beeswax ~ 1 block weighing 1-5 lbs. ....	\$8.00	\$6.00	\$5.00	\$4.00
60	Observation hive .....	\$20.00	\$15.00	\$10.00	
61	Honey gift package - 6 lbs. or less.				
	This display shall consist of a box basket, or any other suitable container of packaged honey. It may contain beeswax products. To be judged on package & contents.				
	<b>NO PERISHABLE ITEMS ALLOWED .....</b>	<b>\$15.00</b>	<b>\$10.00</b>	<b>\$6.00</b>	<b>\$2.00</b>

Gordon's  
Farm & Hardware  
*Serving Families Since 1982*

PAINT • FEED • TOOLS  
AUTOMOTIVE • MORE





University of Kentucky  
College of Agriculture,  
Food and Environment  
Cooperative Extension Service

2

0

2

4

# DAVIESS COUNTY LIONS CLUB



# FAIR



4-H and Open  
Classes Exhibit Book

# THANK YOU

## DAVIESS COUNTY LIONS CLUB

*for all that you do.*



### Philpot Primary Care

Open Monday-Friday

6071 Hwy. 54 | Philpot, KY | 270.713.0177

Primary Care at its finest! Your health is our TOP PRIORITY!





# Daviness County Lion's Club

Presents

## Garden & Mini Tractor Pull

Friday July 19 & Saturday July 20

@ 7:00 pm

Friday night to feature *Show Stopper Sled*

Saturday Night to feature *Draggin Wagon Sled*

Classes TBA soon

**Sponsored By: First United Bank & Trust Company**

For Questions call:

Scott Kuegel (270)903-0801

James Aubrey (270)287-3171

John Waldrip (270)889-4690



*45 Years*

540 Months

16,380 Days

393,120 Hours

23,587,200 Minutes

*...of life-saving excellence!*



**Western Kentucky  
Regional Blood Center**

Serving western KY since 1978.

[www.wkrbc.org](http://www.wkrbc.org)

**The Whitesville Lions Club is  
part of the Largest Global  
Humanitarian Organization in  
the World**

***We strive to make a difference in  
our Community!***



*Would you like more information about  
our club? Give us a call at  
270-316-6914 or 270-313-3283.*



**We Are Lions! We Serve!**



**SPECIALTYFOODSGROUP, LLC**











An MPD, Inc. Company

Voice - Data - P25 - IP - 2-Way Radios - Digital - Warranty Services - Consulting

Manufacturing	Utilities	Hospitality	Public Safety
 <p>Speed up delivery, reduce waste, control costs, increase safety, and improve customer service.</p>	 <p>Keep workers safe and connected with mission and business critical radio solutions.</p>	 <p>Equip your staff with mobile, voice, and data solutions and they can provide superior service.</p>	 <p>Give first responders the reliable, real time information they need to stay safe and be more efficient.</p>

Ohio Valley 2-Way Radio - 2035 E. Parrish Ave. - Owensboro, KY 42303  
270-683-4963 [www.ovradio.com](http://www.ovradio.com)

- Moulding
- Base
  - Casing
  - Crown
  - AND MORE!

- Carports  
Entry Doors  
Trusses  
Dog Houses

- Grass Seed  
Straw  
Straw Mats



"WE SPECIAL ORDER"

**Builders Discount**

**3429 HWY 54 Owensboro, KY**

**270-926-4200**

**Locally Owned**



Cabinets  
Kitchen & Bath  
Affordable Quality Cabinets  
FOR EVERY PRICE POINT!

Countertops  
Quartz-Solid Surface  
Laminate-Vanity Tops

Porch Swings  
Cedar Boards  
Painted Metal

"CHECK WITH US BEFORE YOU BUY"



**ELECTRICAL**  
**Equipment Repair**  
**270-684-5357**

*Carmel Home*



**"A HOME AWAY FROM HOME"**

# 2024 YOUTH CROP DIVISION

- RULES**
- 1. For Daviess County Youth **ages 4 –17.**
  - 2. Entries are due at the Exhibit Building on **Tuesday of fair week from 4:00 – 7:00 p.m.** Entries and **premiums** may be picked up from **2:00 – 4:00 p.m., Sunday after the fair.**
  - 3. Maximum of **1** entry per class
  - 4. Premiums will be determined by using the **Danish System.**
  - 5. In crop entries, the judges will consider uniformity in size and color, freedom from blemishes or signs of disease, cleanliness, and designated number for each category.

302	Beets, Any Variety, 4, remove leaves
303	Blackberries, 1 Cup Cultivated
304	Beans, Bush, Plate of 12
305	Beans, Pole, Plate of 12
306	Cabbage, Any Variety, 1
307	Carrots, Any Variety, 4, remove leaves
308	Corn, Sweet White, Shucks, 4 Ears
309	Corn, Sweet Yellow, Shucks, 4 Ears
310	Corn, Sweet Bicolor, Shucks, 4 Ears
311	Cucumbers, 4
312	Eggplant, 2
313	Okra, 7
314	Onion, Any Variety, 4
315	Peppers, Bell, 4
316	Peppers, Long, Hot, 4

317	Peppers, Pimento, 4
318	Peppers, Banana, 4
319	Potatoes, Yellow, 4
320	Potatoes, White, 4
321	Potatoes, Red, 4
322	Squash, Yellow Summer Straight Neck, 3
323	Squash, Crooked Neck, 3
324	Squash, Zucchini, 3
325	Marigolds, Any Type, 3 stems
326	Sunflowers, Any Type, 3 Stems
327	Zinnia, Any Type, 3
328	Tomatoes, Yellow, Regular Size, 4
329	Tomatoes, Red, Regular Size, 4
330	Tomatoes, Red or Yellow, Cherry Type, 4
331	Tomatoes, Red or Yellow, Grape Type, 4
332	Tomatoes, Heirloom, Any Type, 4
333	Mixed Flowers, Small Arrangement (under 10" tall with container included)
334	Mixed Flowers, Large Arrangement (over 10" tall with container included)
336	Tobacco, Burley, 1 Stick of 5 Stalks
337	Tobacco, Dark Air Cured, 1 Stick of 5 Stalks
338	Most Unusual Vegetable
339	Largest Sunflower





# THE WRIGHT CHOICE SINCE 1936

**SALES**

**PARTS**

**SERVICE**



JOHN DEERE



Scan the QR Code  
with your phone  
OR visit us at  
[wrightimp.com](http://wrightimp.com)



VISIT OUR WEBSITE!

**15 locations throughout  
Kentucky and Indiana!**





STIHL • SNAPPER • ECHO • CUB CADET • TROY BILT • KUBOTA • HONDA • SCAG • TORO



***SALES • SERVICE • PARTS***

*325 Salem Drive  
Owensboro Kentucky 42303  
(270) 684-8488*

*5600 Old Hwy. 54  
Philpot, Kentucky 42366  
(270) 729-4721*







## ***CONTACT US***

*7549 ICELAND RD  
MACEO, KY 42355*

### **NICK LITHERLAND**

*Nick.Litherland@CastlenSteel.com  
270-264-2734, ext. 401  
270-702-5101 Cell*

### **KYLE POWERS**

*Kyle.Powers@CastlenSteel.com  
270-264-2734, ext. 403*



# **CASTLEN**



# **CASTLEN**

*[www.CastlenSteel.com](http://www.CastlenSteel.com)*

## ***STEEL SALES AND PROCESSING***



General Contractor & Developer

# Hayden Construction

270.683.3057

Steve Hayden, owner

3830 Vincent Station Dr.  
Owensboro, KY 42303

cell: 270.929.6003

haydenconstruction@yahoo.com





**9036 STATE ROUTE 54 | WHITESVILLE, KY 42378**

**SHOP: (270) 233-4454**

**FAX: (270) 233-4450**

**TIM PEAY: (270) 316-8315 | RYAN COFFMAN: (270) 314-8573**

**EMAIL: [contactus@pfabandmachine.com](mailto:contactus@pfabandmachine.com)**



# OPEN YOUTH MARKET SWINE SHOW

## THURSDAY, JULY 18, 2024

LIVESTOCK NEEDS TO ENTER FAIRGROUNDS FROM GATE 2 ON WINKLER ROAD

On Grounds Weigh-In: 4:30 p.m.

Showmanship: 6:00 p.m.

Show: 6:15 p.m.

### RULES:

1. See general rules.
2. Show is open to Kentucky 4-H/FFA Youth.
3. Showmanship – Showmanship classes will begin the show and include the following divisions: Novice 7–8 years old as of January 1, 2024, Junior 9–13 years old as of January 1, 2024, Senior 14 years old as of January 1, 2024.
4. Each youth may exhibit four hogs. Novice is limited to one.
5. Weights will be declared.
6. Novice classes will have a market class but will not show for Champion or Reserve.
7. All exhibitors will receive a \$5.00 premium

### MARKET HOG PREMIUMS

1st - \$15.00 2nd - \$10.00 3rd - \$8.00 4th - \$6.00 5th - \$5.00

All exhibitors will receive a \$5.00 premium per exhibitor.

Grand Champion Market Hog \$50.00

Reserve Champion Market Hog \$25.00

Class No.:

425 Market Hogs

## 4-H RABBIT SHOW

**SATURDAY, JULY 20, 2024**

4-H/FFA Livestock Area

### RULES

1. Rabbits will be shown by sex in pure bred and mixed breed classes. Classes will be determined by entries on day of show.
2. Open to all Daviess, Hancock, Henderson, Mclean, and Ohio County Youth ages 9 - 19 • Cloverbuds ages 5-8 (*Cloverbuds are not eligible to show for Best in Show or Reserve Best*)
3. Youth are limited to 4 rabbits each • *Cloverbuds are limited to 2 rabbits each*

### PREMIUMS

Breed Classes: 1st: \$5.00 2nd: \$4.00 3rd: \$3.00 4th: \$2.00

Best of Show: \$20.00 Reserve Best: \$15.00

### SHOWMANSHIP (each awarded a trophy)

Jr Cloverbuds, ages 4 and under

Cloverbuds, ages 5-6

Cloverbuds, ages 7-8

Junior, ages 9-13

Senior, ages 14 and up

## 4-H POULTRY SHOW

**Saturday, July 20, 2024**

Check-In-8:00-8:30a.m.

Show & Showmanship-9:00a.m.

East Exhibit Building

### RULES

4. Birds must be in free-standing cages. Exhibitors must provide their own cages.
5. Sick or injured birds will not be accepted. KDA may be on-site to test birds.
6. Limited to 2 per class per exhibitor. Total of 6 birds per exhibitor.
7. No cash prizes for Cloverbud Division. Cloverbuds are not eligible to show for

### PREMIUMS

Breed Classes: 1st: \$5.00 2nd: \$4.00 3rd: \$3.00 4th: \$2.00

Best of Show: \$20.00 Reserve Best: \$15.00

### SHOWMANSHIP (each awarded a trophy)

Jr Cloverbuds, ages 4 and under

Cloverbuds, ages 5-6

Cloverbuds, ages 7-8

Junior, ages 9-13

Senior, ages 14 and up





# ELDER



**PIPE &  
SUPPLY  
CO., INC.**

1615 Sweeney Street  
P. O. Box 1302 • Owensboro, KY 42302

**Office: 270-684-0088**

**Fax: 270-684-5292**

## *Schrecker* **SUPPLY COMPANY**

**1100 Sweeney Street  
Owensboro, KY 42303  
Phone: 270-684-6244**

**[www.schreckersupply.com](http://www.schreckersupply.com)**



# DAVIESS CO. 4-H FAIR EXHIBITS 2024

## General Rules:

1. 4-H Entries will be accepted at the Exhibit Hall at the Daviess County Lions Club Fairgrounds on the Tuesday of Fair Week from 4:00 – 7:00 p.m. **No late entries will be accepted.**
2. All exhibits and premiums shall be picked up at the Exhibit Hall on the Sunday after the Fair from 2:00 – 4:00 p.m. All exhibits remaining after 4:00 p.m. may be disposed of or donated. Premiums will be available for pick up at the Daviess County Extension Office for a limited time to follow.
3. All decisions made by the judges are final.
4. There are no entry fees for 4-H classes.
5. Unless noted otherwise, 4-H'ers may enter one item per class in each eligible category.
6. 4-H entries are open only to those youth enrolled in 4-H. If you are not currently enrolled, you may do so at the time of entering exhibits.
7. Cloverbuds are youth enrolled in 4-H who are 5-8 years old as of January 1, 2024. Cloverbuds are eligible to enter all 4-H classes at the County level **only**.
8. Junior classes are open to youth ages 9-13 years old as of January 1, 2024.
9. Senior classes are open to youth ages 14-18 years old as of January 1, 2024.
10. The Superintendent shall have the duty and authority to reject any entry that in his/her opinion is unworthy of entry.
11. A 4-H Identification card must be secured to each entry. Secure cards to the exhibit in a visible location, attached in the lower right corner when able. This identification card will be available at registration.
12. For publications or curriculum related to projects, please contact the Extension Office with specific questions.
13. Each entry must be the work of the exhibitor and an original creation by the exhibitor.
14. Entries must have been completed by the exhibitor since the 2023 Daviess County Fair.
15. **Project entry must meet all the requirements for the class; otherwise, the entry will be disqualified.**
16. The Danish System will be used in scoring each exhibit with a Grand Champion per Division (purple rosette, \$6 premium) and a Champion per Class (purple ribbon). Items selected as class champion are eligible to go on to the KY State Fair. The Danish System is as follows:
  - a. Blue – Excellent work, \$5 premium
  - b. Red – Good work, \$4 premium
  - c. White – Fair work, \$3 premium
  - d. Green – Participation Ribbon, the item did not meet criteria, no premium

**4-H TOBACCO EXHIBIT**  
**Division 2101 - Burley**  
**Division 2102 - Dark Stripped**  
**Division 2103 - Green Stick & Potted Burley**

1. See General Rules applying to all 4-H Exhibitors and general rules applying to all exhibits other than livestock listed previously in this catalog.
2. 4-H exhibitors are eligible to compete in only one division of the youth show (not 4-H AND FFA). However, they may compete in the Open Youth Class, provided they have separate entries for that class.
3. Entries infected with insects or disease, or exhibiting severe damage, shall be discarded at the discretion of the Superintendent.
4. Each stick of green tobacco consists of 4 stalks per stick. The Superintendent and staff will NOT select a stalk to remove if 5 are included on the stick. It will be the duty

of the exhibitor to select the stalk to remove.

5. All entries in the green stick classes should be wilted for a better presentation but must still be in **GREEN STAGE**. Green tobacco will be judged on uniformity, general appearance, and quality. The Superintendent has the right to disqualify any stick entered into the green stick category that has cured beyond the green stage.
6. All growing tobacco plants should be potted in a waterproof plastic bag and placed in an attractive container before arrival at the Fair. A five (5) gallon bucket is suggested.
7. Each exhibit of stripped Burley tobacco shall consist of two (2) hands, each hand shall be made of twenty (20) leaves or more.

## **ALL 4-H BURLEY SHOULD BE ENTERED AS DIVISION 2101**

### **BURLEY DIVISION – STRIPPED**

#### **CLASS NO.**

- 5 Flying
- 6 Lug
- 7 Leaf
- 8 Tip

### **BURLEY - BEST CROP**

#### **CLASS NO.**

- 15 Best Crop, 4-H, 4 grades

Entries shall be on an individual basis and must be produced by the exhibitor. An entry shall consist of four grades: Flying, Lugs, Leaf, and Tips. Each grade shall consist of two hands of 20 leaves each and samples entered in Classes 6 through 8 shall not be considered for this class.

## **ALL 4-H DARK TOBACCO SHOULD BE ENTERED AS DIVISION 2102**

Entries shall be on an individual basis and must be produced by the exhibitor. An entry shall consist of four grades: Wrappers, Heavy Brown Leaf, Dark Leaf, and Thin Brown Leaf.

### **DARK TOBACCO**

#### **CLASS NO.**

- 26 4-H Best Crop  
(2 hands – 20 leaves each grade)

## **4-H CLASS GREEN DARK TOBACCO (BY STICKS):**

#### **CLASS NO.**

- 31 Dark

### **GROWING DARK TOBACCO PLANT**

#### **CLASS NO.**

- 33 Best potted growing plant of Dark Tobacco, any type

## **GREEN STICK AND POTTED BURLEY TOBACCO SHOULD BE ENTERED AS DIVISION 2103**

### **4-H CLASS GREEN TOBACCO (BY STICKS):**

#### **CLASS NO.**

- 36 Burley





**CLASS NO.**

39 Best potted growing plant of Burley Tobacco

If you submit an exhibit to the State level, all potted plants will become the property of the Kentucky State Fair and after judging will be used as decorations throughout the Fair for promotion of the Tobacco Department.

**DIVISION 6015**

**4-H HORTICULTURE & PLANT SCIENCE**

1. See General Rules applying to all 4-H Exhibitors and general rules applying to all exhibits other than livestock listed previously in this catalog.
2. Examples of acceptable exhibits are listed below. Plants, photographs, or other visual aids are necessary for most projects. The class will be governed by the following:
  - a. Exhibits will be judged on the quality of the primary (horticulture) project work.
  - b. All plants exhibited **MUST** have been grown by the 4-Hers for at least 6 months. Exceptions will be made with terrariums, dish gardens, and annual and vegetable bucket gardens which may have been grown for a shorter period of time.
  - c. Items improperly entered will be disqualified.
  - d. Exhibits entered with pesticide residue will be disqualified and disposed of.
  - e. Care will be provided for all plants. However, because of low light, air conditioning, etc., no guarantee can be made that the plants will be returned in their original condition. Plants are entered at the risk of the exhibitor.
  - f. Vegetable entries should be fresh, with the label on top of exhibit. Do not stick toothpicks in produce.

**YOUTH SHOULD NOT USE GARDEN SOIL IN CONTAINERS. USE WELL-DRAINED, DISEASE-FREE POTTING SOIL FOR ALL CONTAINERS.**

**CLASS NO.**

- 561 Environmental Awareness (such as but not limited to) A one-page description of project must accompany entry item (type or printed neatly) to be eligible for entry.
  - A. Tree planting on city property, roadways, parks, etc.
  - B. Home Landscaping
  - C. Composting
- 562 Production and Marketing (such as but not limited to)
  - A. Vegetable garden planted for home and/or market use.
  - B. The planting, production, or management of fruit plantings.
  - C. The planting, production, or management of trees, shrubs, greenhouse crops, or garden perennials.
- 563 Experimental Horticulture A one-page description of project must accompany entry item (type or printed neatly) to be eligible for entry. Examples include:
  - A. "Science Fair" type of exhibit involving experimental work with plants
  - B. Comparison of different varieties of vegetables or annual flowers
  - C. Comparison of mulching or other cultural practices
- 564 Horticultural Project Exhibits A one-page description of project must accompany entry item (type or printed neatly) to be eligible for entry. Examples include:
  - A. How to propagate plants
  - B. How to force spring bulbs
  - C. How to start seeds
  - D. How to graft cacti
  - E. How to dry herbs

**PLANT DISPLAYS:**

**CLASS NO.**

- 565 Terrariums
- 566 Dish gardens (desert or tropical)
- 567 Vegetable container gardens (grown in container – not dug out of the garden)
- 568 Annual container gardens – (non-vegetable)
- 569 House plants
- 570 Hanging baskets
- 571 Herb Container Garden
- 572 Window Box Display
- 573 Upcycle Container Garden (Previously used container recycled, example, wood pallet garden)

**GARDEN AND/OR ORCHARD DISPLAYS**

**CLASS NO.**

- 574 The exhibitor may exhibit as many different fruits and/or vegetables from their garden as desired. Any size or type (minimum of five types) of produce may be displayed in the 2' x 3' area provided for each exhibit. The exhibit must be in a display container (box or basket) which can be easily moved. Vegetables will not be returned to exhibitor. They will be judged as follows:

Quality of Produce	40%
Attractiveness of Container	30%
Number of different types	15%
Uniformity and true-to-teepees	10%
Labeling	5%

4-H'ers may also exhibit plates of vegetables. **A white paper plate for vegetables must be supplied by the exhibitor.** These vegetables will not be returned to the exhibitor. Classes of vegetables will be limited to:

**CLASS NO.**

- 575 Tomato, cherry (5 per plate) Must be ripe (red or yellow color only)
- 576 Tomato, beef steak (5 per plate)
- 577 Tomato, heirloom (5 per plate)
- 578 Peppers, hot (5 per plate)
- 579 Peppers, bell (5 per plate)
- 580 Peppers, sweet (5 per plate)
- 581 Cucumbers, slicing (5 per plate)
- 582 Cucumbers, pickling (5 per plate)
- 583 Beans, snap, or lima (12 per plate)
- 584 Corn, sweet (in the husk with silks) (5 ears per plate) \*
- 585 Cantaloupe (1 whole)
- 586 Squash, summer (3 per plate)
- 587 Eggplant (3 per plate)
- 588 Potato (5 per plate)

\*Place ears of corn in a tote or plastic bag (such as a grocery bag). Sealed plastic bags (such as Ziplock bags) are not recommended because the sealed bags can cause the corn to mold and have a bad odor.

They will be judged as follows:	Condition	25%
	Quality	20%
	Uniformity	20%
	True-To Type	20%
	Size	15%

The largest vegetable may not be the highest quality, nevertheless, it is unique. The largest entry in each of the following classes will receive a class champion ribbon.

**CLASS NO.**

- 589 Largest Tomato (by weight) Must be ripe (red or yellow color only)
- 590 Largest Pumpkin (by weight)
- 591 Largest Watermelon (by weight)



**DIVISION 6018**  
**4-H CROPS PROJECT**

1. See General Rules applying to all 4-H Exhibitors and general rules applying to all exhibits other than livestock listed previously in this catalog.
2. Grain samples must be of good quality and free from foreign matter. The Superintendent has the authority to refuse any and all entries due to excess chaff, rodent pellets, mold, musty, foreign materials, or anything that makes it unsuitable for display. Do not bring grains in glass containers. **Grain must be in one (1) gallon zip lock bags. Id tags and yield/variety information must be attached to the bag. Neither the container nor the grain will be returned.**
3. Bring ½ hay bale securely bound with cord or twine. **Place ½ hay bale in a large double strength garbage bag.** Tags must be attached to the bale and not the bags.
4. Legume hay shall consist of 85% of the class designed as legume. Grass hay shall be 85% of the class designed as grass. Mixed hay should contain only one eligible grass and one eligible legume. The legume component shall be at least 30% alfalfa and not more than 70% legume. Eligible legumes are alfalfa, red clover, and ladino clover. Eligible grasses are timothy, Bermuda grass, orchard grass, tall fescue, and rye grass.
5. The field corn and popcorn will be exhibited on plates or in a Ziploc bag. Variety and yield information must be included.
6. No grain exhibits will be returned. Hay will be returned to your county.
7. Roots of soybeans must be washed.
8. Exhibitor is limited to one entry per class. Exhibitor is not limited to number of classes entered.

**LEGUME HAY:**  
**CLASS NO.**

- 600 Alfalfa hay, ½ bale (**no full bales accepted**) from the current year's project crop, neatly tied and labeled.
- 601 Red clover hay, ½ bale (**no full bales accepted**) from the current year's project crop, neatly tied and labeled.

**GRASS HAY:**  
**CLASS NO.**

- 602 Timothy Hay, ½ bale (**no full bales accepted**) from this current year's project crop, neatly tied and labeled. Place hay in a double strength plastic bag.
- 603 Other Grass Hay, ½ bale (**no full bales accepted**) from this current year's project crop, neatly tied and labeled. Place hay in a double strength plastic bag.

**MIXED HAY:**  
**CLASS NO.**

- 604 Mixed Hay, ½ bale (**no full bales accepted**) from the current year's project crop, neatly tied and labeled.

**YELLOW CORN:**  
**CLASS NO.**

- 605 Yellow-ear, from the previous year's crop, 8 ears shucked, and labeled with variety and yield.
- 606 Yellow-ear, from the current year's crop, 8 ears shucked, and labeled with variety and yield.
- 607 Yellow-shelled, from the previous year's crop, 0.5 gallon in a container, and labeled to show variety and yield.

**WHITE CORN:**  
**CLASS NO.**

- 608 White-ear, from the previous year's crop, 8 ears shucked, and labeled with variety and yield.
- 609 White-ear, from the current year's crop, 8 ears shucked, and labeled with variety and yield.
- 610 White-shelled, from the previous year's crop, 0.5 gallon in a container, and labeled to show variety and yield.

**POPCORN:**  
**CLASS NO.**

- 611 White Popcorn-ear, from the previous year's crop, 8 ears shucked, and labeled with variety and yield.
- 612 Red Popcorn-ear, from the previous year's crop, 8 ears shucked, and labeled with variety

and yield.

- 613 Yellow Popcorn-ear, from the previous year's crop, 8 ears shucked, and labeled with variety and yield.

**FIELD SOYBEANS (OIL):**

**CLASS NO.**

- 614 Soybeans from the current year's crop, three stalks tied together below leaves, with roots intact but free of soil, and labeled to show variety.
- 615 Soybeans from the previous year's crop. 1-gallon Ziploc bag labeled to show variety and yield.

**GRAIN SORGHUM (MILO):**

**CLASS NO.**

- 617 Grain Sorghum from the current year's crop, three stalks tied together below leaves, with roots intact but free of soil, and labeled to show variety.
- 618 Grain Sorghum from the previous year's crop. 1-gallon Ziploc bag labeled to show variety and yield.

**SWEET SORGHUM:**

**CLASS NO.**

- 619 Sweet Sorghum from the current year's crop, three stalks tied together below leaves, with roots intact but free of soil, and labeled to show variety.

**WHEAT (SOFT, RED, WINTER):**

**CLASS NO.**

- 620 Wheat from the current year's crop, 0.5 gallon in a container labeled to show variety and yield.
- 621 Barley from the current year's crop, 0.5 gallon in a container labeled to show variety and yield.

**DIVISION 6021**

**4-H ELECTRIC**

1. See General Rules applying to all 4-H Exhibitors and general rules applying to all exhibits other than livestock listed previously in this catalog.
2. Exhibits must be made based on the appropriate units in the 4-HCCS Electric Excitement project books, except Cloverbud only classes. Projects entered using Snap Circuits® kits will be disqualified.
3. All exhibits requiring bulbs must have the correct size.
4. Use of molded plug-ins is not prohibited but is discouraged.
5. Any electric project observed or judged to be unsafe or potentially harmful to the public or surroundings will be disqualified immediately and disabled for further use.
6. Effective strain relief should be provided for all wire to terminal connections. Knots, clamps, connectors, or staples are acceptable when used appropriately.
7. Exhibitor is limited to one entry.
6. Exhibit must be limited in size to no taller than 24" and no more than ½ sheet board.
  7. Cakes may be returned, based on the condition at the end of the fair.
  8. 4-H identification cards must be attached to bottom right hand corner of sheet board.

**CLASS NO.**

- 1060 Junior 4-H Cake Decorating (Cake must include the 4-H Clover either in design or decoration).
- 1061 Senior 4-H Cake Decorating (Cake must include the 4-H Clover either in design or decoration).
- 1062 Junior General Cake Decorating
- 1063 Senior General Cake Decorating
- 1070 Junior 4-H Cup Cake Decorating
- 1071 4-H Cup Cake Decorating
- 1072 Junior General Cup Cake Decorating
- 1073 Senior General Cup Cake Decorating





clamps, connectors, or staples are acceptable when used appropriately.

7. Exhibitor is limited to one entry.

**MAGIC OF ELECTRICITY (4-HCCS BU-06848) (All exhibits must be DC powered):**

**CLASS NO.**

- 645 Battery powered series and parallel circuits (Circuits must include both series and parallel, a simple switch, and can be no more than 9 volts).
- 646 Homemade Galvanometer (Must be able to detect the presence of an electrical current).
- 647 Electromagnetic Circuits (Must be a working electromagnet with a simple switch and can be no more than 9 volts).
- 648 Simple homemade DC motor (Rotor must turn under its own power).

**INVESTIGATING ELECTRICITY (4-HCCS BU-06849) (All exhibits must be DC powered):**

**CLASS NO.**

- 649 Battery powered series or parallel circuit (Circuit may be either series or parallel, must contain either a momentary and/or three-way switch, a circuit diagram with explanation and can be no more than 9 volts).
- 650 Original design soldered circuit project (Circuit must contain an on/off switch, a motion or tilt activated switch, a light and sound producing device, and must be powered by 9 volts. All connections in the circuit must be soldered and a circuit diagram with explanation must be included).

**WIRED FOR POWER (4-HCCS BU-06850) (All exhibits must be AC powered and be able to be safely connected and disconnected from a standard 120-volt duplex outlet):**

**CLASS NO.**

- 651 Display of wire sizes and types with description and example of usage (display must contain at least 12 different examples)
- 652 Simple household or farm use circuit (Circuit must contain one single pole switch controlling one electrical load device. Circuit should be mounted on a sturdy mounting surface and free standing. Wiring should be done with Romex NM-B 12 gauge wire and clamped or stapled appropriately. A circuit diagram with explanation must be included)
- 653 Complex household or farm use circuit (Circuit must contain at least two three-way switches, and may also contain a four-way switch, controlling one electrical load device. The circuit must also contain a working duplex electrical outlet. Circuit should be mounted on a sturdy mounting surface and free standing. Wiring should be done with Romex NM-B 12 gauge wire and clamped or stapled appropriately. A circuit diagram with explanation must be included)
- 654 Table, desk, vanity, or floor lamp, any purpose – original design only. (Pop Can Lamp kits will be disqualified)

**ENTERING ELECTRONICS (4-HCCS BU-06851) (exhibits may be DC or AC powered. AC powered exhibits must be able to be safely connected and disconnected from a standard 120-volt duplex outlet):**

**CLASSNO.**

- 655 Basic electronic circuits without solid-state components (from project book).
- 656 Basic electronic circuits with solid-state components (from kit).
- 657 Basic electronic circuits with solid-state components (original circuit design, must include circuit diagram and explanation).

**GREEN ENERGY:**

**CLASS NO.**

- 658A Wind-powered energy project (original design).
- 658B Solar-powered energy project (original design).
- 658C Water-powered energy project (original design).

**DIVISION 6025  
4-H WOOD SCIENCE**

1. See General Rules applying to all 4-H Exhibitors and general rules applying to all exhibits other than livestock listed previously in this catalog. Reference materials include the Ky. 4-H Wood Science Plans Notebook and the 4-H CCS Woodworking Wonders guides.

2. An exhibitor may **enter only one** Wood Science class per year.

**CLASS NO.**

- 674 Level 1, **made from a kit.** Simple items which have pre-cut and pre-drilled parts and youth demonstrate knowledge of assembly, selection and use of fasteners (nails, screws and/or glue), sanding techniques, and appropriate finishes. (Examples could include but not limited to: small bird house, non-hopper bird feeder, etc.) Item must demonstrate skill with fasteners, sanding, and appropriate finish (no puzzles).
- 675 Level 1, **NOT from a kit.** Simple constructed wood item showing knowledge of hand tools, wood selection, cutting, drilling, usage of fasteners (nails, screws, and/or glue), sanding techniques, and appropriate finishes. (Examples could include but not limited to: napkin holder, letter holder, simple picture frame, wire wiggly, towel holder, serving tray, jewelry box, small flag holder, 4-H book ends, airplane, hurricane lamp, trivet (potholder), etc.)
- 676 Level 2, **made from a kit.** More elaborate items which require proper cutting, drilling and youth demonstrate knowledge of selection and skill in use of fasteners (nails, screws, and/or glue), sanding techniques, and appropriate finishes. (Examples could include but not limited to: jewelry box, tool tray, large bird house, pine wood cars, etc.) Item must demonstrate skill with fasteners, sanding, and appropriate finish (no puzzles).
- 677 Level 2, **NOT from a kit.** More elaborate items that demonstrate mastered skills with hand tools, basic knowledge of power hand tools, fastening options, appropriate surface preparations, and finish applications. (Examples could include but not limited to: puzzle, foot stool, revolving tie rack, 4-H key holder, cutting board, book rack, serving dish shelf, saw-horse, hopper type bird feeder, etc.)
- 678 Level 3, **NOT from a kit.** Items showing a more advanced knowledge of power tools, expertise in cutting, fitting, surface preparation, attention to fastening details, and finish application, (Examples could include but not limited to: a multi-purpose box, corner shelf, book shelf or laminated wood projects, garden bench, planting box, nail and tool box, shop tool rack & shelf, etc.) Original designs are welcomed. This exhibit is to be made up of two parts: 1) the item and 2) **a folder containing photographic documentation** of the steps taken in order to complete this exhibit. If the exhibit does not include both the item and a folder containing photographic documentation, then the exhibit will be disqualified.
- 679 Level 4, **NOT from a kit.** Exhibits with a "furniture" quality finish, showing an understanding of all woodworking techniques learned in previous levels. Items must show a mastery of joint construction and use of special woods, and finishes. (Examples could include but not limited to: checker boardroom divider, coffee table, end table, chest of drawers, gun rack or cabinet, etc.) Original designs are welcomed. This exhibit is to be made up of two parts: 1) the item and 2) **a folder containing photographic documentation** of the steps taken in order to complete this exhibit. If the exhibit does not include both the item and a folder containing photographic documentation, then the exhibit will be disqualified.
- 680 Level 4, **NOT from a kit.** Exhibits do not require a fine finish (painted finish allowable) because of practical use. Items demonstrate knowledge of all woodworking techniques learned in previous levels. Items must show a mastery of cutting, drilling, joint construction, use of special woods, and appropriate finishes. (Examples could include but not limited to: porch swing, chaise lounge, picnic table, lawn chair, large planters, etc.) This exhibit is to be made up of two parts: 1) the item and 2) **a folder containing photographic documentation** of the steps taken in order to complete this exhibit. If the exhibit does not include both the item and a folder containing photographic documentation, then the exhibit will be disqualified.



DIVISION 6026  
ENTOMOLOGY & HONEY

See General Rules applying to all 4-H Exhibitors and general rules applying to all exhibits other than livestock listed previously in this catalog.

**An exhibitor may enter only one class Entomology and no more than two entries in Honey (one extracted, on chunk).**

Specifications for pinned insect exhibits 687A, 688A, 689A, and 691A (see below for insect photography exhibits, 687B, 688B, 689B, 690B, 691B):

- a. 9" x 13" folding cardboard insect-collection boxes available through UK College of Agriculture, Department of Entomology, should be used. Homemade or purchased wooden exhibit boxes may be used instead. They must be approximately 18" x 24" and not more than 3 1/2" thick with Plexiglas or glass covers and Celotex pinning bottoms (or plastazote or polyethylene pinning bottoms available from entomology supply stores such as Bioquip.com). Boxes must be easily opened. b. Specimens are to be arranged so the box can be exhibited horizontally. 4-H'ers may attach wires to the back of wooden boxes to help make them easier to display.
- b. Specimens are to be arranged so the box can be exhibited horizontally. 4-H'ers may attach wires to the back of wooden boxes to help make them easier to display.
- c. Identification labels available from the Daviess County Extension Office must be used. The exhibit identification card should be placed on the front of the box (each box). Instructions for pinning and labeling are included in your project literature.
- d. One-half of the specimens may be from the previous year's collection or from anywhere in the United States; one half or more must be Kentucky insects collected since the last Fair. No insects that were originally collected from countries outside of the United States may be included.
- e. For the first through fifth year projects, a display collection catalog must be in an envelope attached to the back of the display box. Envelopes should be attached to permit their being opened easily to remove catalogue from them without moving the exhibit.
- f. Most specimens in the display cases should be pinned, and the use of vials is discouraged. If vials are used, they may account for no more than 2% of a collection. Vials must be securely wired or pinned to the pinning bottoms.
- g. The inclusion of non-insect specimens (spiders, e.g.) is encouraged, but because this is primarily an insect collection, and because non-insects do not preserve well on insect pins, points will be deducted if there are more than one specimen from each non-insect class.

Entomology exhibits are judged on the following categories: Orders, Species, Common Names, Labels, Condition of Specimens, Overall Appearance, Life Cycle Representation, and Catalog of Specimens. Check with county 4-H Agent for point distribution on score sheet.

Exhibits will be penalized if they do not:

- a. Use insect pins for pinning insects.
- b. Use the 4-H Entomology identification labels.
- c. Use display boxes that are not the official 9" x 13" cardboard boxes acquired through the Dept. of Entomology, or wooden boxes that are approximately 18" x 24" x 3 1/2".
- d. Fulfill the requirements of the particular exhibit under which it is entered.
- e. Have the insects arranged so the box can be exhibited horizontally.
- f. Have the display collection catalogue in an envelope attached to the back of the display box through fifth year projects.

6. No extra credit will be given for specimens exhibited beyond the numbers listed in the current project books.
7. 4-H'ers entering fifth year cannot use the same exhibit that has been judged in any previous State Fair.

Specifications for insect photography exhibits:

- a. Images will be submitted on a USB memory device (such as a "thumb drive") with no other data except for the images and folders. The USB device must be identified externally with a tag or label, showing "4-H'er's last name-County-Lot Number-Class Number-Entry Number." The single root folder will be labeled with the same information. Images will be contained inside this folder. Example folder name: Doe-Fayette-6026-687a-24531
- b. Each image will be .jpg format, 1920X1080 pixels. Vertical or horizontal black bars may be present to allow for cropped images.
- c. Each image will have a filename that matches the following: "lastname-county- #.jpg," where "#" indicates the number of the image inside the folder. Example filename: Doe-Fayette-1.jpg
- d. Each image will include a 400X225 pixel (or larger if necessary), white notation box with important information about the photo. This notation field may be placed anywhere inside the image, including inside black bars (if present). Fonts may vary based on the 4-H'er's software, but we recommend Arial, 18pt, black, non-bold, or larger. The notation field will include the following information, with one space between each line: [4-H'ers Name, County, Lot Number, Class Number] [Date of original photograph] / [Location of original photograph. Location may be in the form of a street/city/zip code address or GPS coordinates.] [Brand and type of camera or camera phone] [Settings, including type of lens, relevant camera settings, and "flash" or "no flash"] [Insect Order – Common Name]
- First year entomology photography exhibits are judged on the following categories: Orders, Species, Common Names, Labels, Quality of Photograph. Check with county 4-H Agent for point distribution on score sheet.
- Digital insect collections will be penalized if they:
  - o Consist of images that were created by someone other than the 4-H'er
  - o Are not submitted and labeled according to guidelines
- No extra credit will be given for photographs submitted beyond the numbers listed in the current project books.

**CLASS NO.**

- 687A First year project – Up to three 9" x 13" official cardboard boxes, or up to two 18" x 24" wooden boxes, with minimum of 25 insects, maximum 50 insects, from at least four orders. Identification beyond order is not necessary. All specimens must have date and locality label.
- 687B First year project – minimum of 25 insect photographs, maximum 50 photographs, must have notation field.
- 688A Second year project – Up to three 9" x 13" official cardboard boxes, or up to two 18" x 24" wooden boxes, with minimum of eight orders and not less than 50 insects, nor more than 100 insects. Half of the insects should be identified with a common name.
- 688B Second year project – 50-100 photographs total, minimum of 8 orders, at least one-half identified with a common name. Specifications for exhibits are the same as for 687B except that no images from the first-year photography project may be reused for this project.
- 689A Third year project – Three 9" x 13" official cardboard boxes, or two 18" x 24" wooden boxes, with a minimum of 10 orders and 100 insects, a maximum of 150 insects.





# The all-new MooreDeals.com!

WHERE YOU GET  
THE LOWEST  
ADVERTISED PRICE  
UP FRONT!

IT'S AS EASY AS  
**1-2-3!**



OWENSBORO | HARTFORD

# A SIGN YOU CAN TRUST.







# ***M**ILES ENTERPRISES*

Harlan Barnett  
Grain & Material Handling

2760 Keller Road  
P. O. Box 22879 (42304-2879)  
Owensboro, KY 42301

**Phone: (270) 926-8737**  
**Fax: (270) 688-5937**  
**Home: (270) 733-4016**  
**Mobile: (270) 316-5638**



# RESIDENTIAL | COMMERCIAL | AGRICULTURAL



- **Miles LP Gas**
- **{866} 427-5469**
- **[www.mileslpgas.com](http://www.mileslpgas.com)**







CLASS NO.

689A Third year project – Three 9” x 13” official cardboard boxes, or two 18” x 24” wooden boxes, with a minimum of 10 orders and 100 insects, a maximum of 150 insects.

LEVEL 3 (GRADES 9-12): CONSUMER ROADMAP: CLASS NO.

- 917 Poster on "Decisions! Decisions! Decide!" – For grades 6-8; complete the 6-Step Decision Making process on any item you wish to purchase as outlined in the activities on pg. 12-13. Use 20" x 30" foam core board or cardboard, turned in a vertical direction. Write a narrative of your answers to the questions in "Check This Out!" on pg. 13 and tell what conclusions you were able to draw from the experience. At the end of the narrative, list the sources of information you used in researching your topic. Make a poster related to "the consumer decision-making process". Include name, age, and county at top of narrative. The narrative can be handwritten or a computer printout; single or double spaced; on plain white or notebook paper – one to two pages, written/printed on front side only. Place the narrative in a plastic sleeve. Attach the sleeve to the back of the poster with tape or a binder clip.
918 Poster on "How to Write a Wrong" – For grades 9-12; write a complaint letter as outlined in the activities on pg. 22-23. Use 20" x 30" foam core board or cardboard, turned in a vertical direction. Write a narrative of your answers to the questions in "Check This Out!" on pg. 23 and tell what conclusions you were able to draw from the experience. At the end of the narrative, list the sources of information you used in researching your topic. Make a poster related to "resolving a consumer complaint". Include name, age, and county at top of narrative. The narrative can be handwritten or a computer printout; single or double spaced; on plain white or notebook paper – one to two pages, written/printed on front side only. Place of the narrative in a plastic sleeve. Attach the sleeve to the back of the poster with tape or a binder clip.
919 Poster on "I Own a Car or Does It Own Me?" – For grades 9-12; calculate and illustrate the costs of owning a car as outlined in the activities on pg. 28-31. Use 20" x 30" foam core board or cardboard, turned in a vertical direction. Write a narrative of your answers to the questions in "Check This Out!" on pg. 29-30 and tell what conclusions you were able to draw from the experience. At the end of the narrative, list the sources of information you used in researching your topic. Make a poster related to "consumer decision-making in buying a car." Include name, age, and county at top of narrative. The narrative can be handwritten or a computer printout; single or double spaced; on plain white or notebook paper – one to two pages, written/printed on front side only. Place the narrative in a plastic sleeve. Attach the sleeve to the back of the poster with tape or a binder clip.
920 Poster on "What Does Real Life Cost?" – For grades 9-12; identify and illustrate the true costs of living on your own as outlined in the activities on pg. 32-33. Use 20" x 30" foam core board or cardboard, turned in a vertical direction. Write a narrative of your answers to the questions in "Check This Out!" on pg. 33 and tell what conclusions you were able to draw from the experience. At the end of the narrative, list the sources of information you used in researching your topic. Make a poster related to "the financial responsibilities of living on your own." Include name, age, and county at top of narrative. The narrative can be handwritten or a computer printout; single or double spaced; on plain white or notebook paper – one to two pages, written/printed on front side only. Place the narrative in a plastic sleeve. Attach the sleeve to the back of the poster with tape or a binder clip.

DIVISION 6041 - 4-H LEADERSHIP

- 1. See General Rules applying to all 4-H Exhibitors and general rules applying to all exhibits other than livestock listed previously in this catalog.
2. Appropriate hangers for project work is any hardware permanently attached to the project that can be displayed on a metal grid work wall via metal S hook, binder clip, or zip tie.

- 3. Exhibits MUST correspond to:
a. Any project or activity from the Leadership (4-H Step Up to Leadership and Unlock Your Leadership Potential) and/or Communications project books.
b. Only pages relevant to project are needed. Additional pages are allowed but will not be considered by the judges.
c. The 4-H ID card (4LO-11SO) should be securely attached to the outside lower right corner of the outside cover. Inside, clearly indicate the pages that are to be judged. If the pages to be judged are not clearly marked then the last 2-4 pages of the book will be reviewed.
d. THIS IS NOT A GENERAL SCRAPBOOKING CATEGORY. The scrapbook format is a method of recording the Leadership and/or Communications experiences of youth who participate in these project areas. Fair projects that do not demonstrate a clearly stated correspondence to a Leadership activity will not be considered for judging or will receive a white ribbon.
4. An exhibitor is limited to one entry in each division for a total of three (3) entries.
5. Exhibit must be in an 8½" x 11" or 12" x 12" notebook or scrapbook format. Format will allow a Leadership or Communication Portfolio to be developed and kept over multiple years.
6. Photos should clearly address the theme or activity corresponding to the selected leadership project. Each photo should be explained with a 2-3 sentence journaling caption. One or two paragraphs of narrative explaining the project or activity should be included on the scrapbook pages. Clearly indicate pages to be judged. Additional pages beyond those required by the project will not be reviewed.
7. The Leadership Project should contain the following:
a. Two (2) or more photos on each page with captions for each photo
b. One to two (1-2) paragraphs of narrative on one of the pages
8. Photos can be taken by the 4-H'er or another person. The pictures should clearly address the Leadership or Communication project that is selected. Pictures may be cropped as desired.
9. Pages will be scored on: organization of project (easy to follow and relevant to a Leadership and/or communications project), neatness, narrative content, caption content, photo content, and overall effectiveness of the project.

4-H LEADERSHIP PROJECT: CLASS NO.

- 927 Junior Level – 2 pages based on an activity, program, or project from the 4-H Leadership Curriculum or program (ie. Club, activity, project, event).
928 Senior Level – 4 pages based on an activity, program, or project from the 4-H Leadership Curriculum or program. (ie. Club, activity, project, event)

DIVISION 6041-C 4-H CLUB SCRAPBOOK: CLASS NO.

- 929 4-H Club Scrapbook – Using pictures and captions tell about your 4-H Club's year focusing on leadership, communications, and community service activities. (No limit on page numbers).

DIVISION 6041.I - 4-H 21ST CENTURY SKILLS

- 1. See General Rules applying to all 4-H Exhibitors and general rules applying to all exhibits other than livestock listed previously in this catalog.
2. Appropriate hangers for project work is any hardware permanently attached to the project that will be displayed on a metal grid work wall via metal S hook, binder clip, or zip tie.
3. Exhibits MUST correspond to:
a. Any project or activity from the https://4-h.ca.uky.edu/rg/workforce-prep curriculum.
b. Only pages relevant to project are needed. Additional pages are allowed but will not be considered by the judges.
c. The 4-H ID card (4LO-11SO) should be securely attached to the outside lower right-hand corner of the outside corner.
4. An exhibitor is limited to one set of record pages in each division for a total of three (3) entries.



- 697 Any frame of capped honey suitable for comb honey (Light)  
698 Any frame of capped honey suitable for comb honey (Amber)  
699 Any frame of capped honey suitable for extraction (Light)  
700 Any frame of capped honey suitable for extraction (Amber)  
701 Best display of one-frame observation hive of honeybees consisting of worker bees, a properly marked queen, and brood.

#### DIVISION 6027 - 4-H FORESTRY

1. See General Rules applying to all 4-H Exhibitors and general rules applying to all exhibits other than livestock listed previously in this catalog.
2. Only one entry per 4-H member permitted in the Forestry Division.
3. Exhibitors are not to exceed the number of specimens listed for each class. If an exhibitor exceeds these numbers, the entry will be judged for blue, red, and white ribbons, but will not be considered for top awards. If exhibit contains less than the correct number, it will be disqualified.

#### FIRST YEAR: CLASS NO.

- 703 Leaf Collection – Collection of 10 leaves representing 10 forest trees found in Kentucky. Mounting instructions in the forestry book, “4-H Forestry Project Unit I – Introducing Yourself to Trees” (**4DF-01PA or most recent version**) Activity #1 are to be followed.
- 704 Leaf Print Collection – Collect and print 10 leaves representing 10 forest trees found in Kentucky. Instructions in the forestry book, “4-H Forestry Project Unit I – Introducing Yourself to Trees” (**4DF-01PA or most recent version**) Activity #2 are to be followed.

#### SECOND YEAR: CLASS NO.

- 705 Leaf Collection – Collection of 20 leaves representing 20 forest trees native to Kentucky. Mounting instructions in the forestry book, “4-H Forestry Project Unit I – Introducing Yourself to Trees” (**4DF-01PA or most recent version**) Activity #1 are to be followed.
- 706 Leaf Print Collection – Collect and print 20 leaves representing 20 forest trees native to Kentucky. Instructions in the forestry book, “4-H Forestry Project Unit I – Introducing Yourself to Trees” (**4DF-01PA or most recent version**) Activity #2 are to be followed.
- 707 Educational Exhibit – Forest Products - Develop a creative educational exhibit on a forest product produced in Kentucky. The product may be a traditional wood product (such as flooring or bourbon barrels) or a non-timber forest product (such as maple syrup, shiitake mushrooms etc). The exhibit may utilize any visual technique. The total is not to exceed dimensions of 2' x 2', or four (4) square feet.

#### THIRD YEAR AND OVER: CLASS NO.

- 708 Educational Exhibit – Forest Health (Invasive Tree Insect or Invasive Tree Disease) Develop a creative educational exhibit on a current invasive tree insect or invasive tree disease impacting Kentucky's forest trees. The exhibit may utilize any visual technique. The total is not to exceed dimensions of 3'x3', or nine (9) square feet.
- 709 Leaf Collection, 3rd Year – Collection of 30 leaves representing 30 forest trees native to Kentucky. Mounting instructions in the forestry book, “4-H Forestry Project Unit I – Introducing Yourself to Trees” (**4DF-01PA or most recent version**) Activity #1 are to be followed.
- 710 Leaf Print Collection, 3rd Year– Collect and print 30 leaves representing 30 forest trees native to Kentucky. Instructions in the forestry book, “4-H Forestry Project Unit I – Introducing Yourself to Trees” (**4DF-01PA or most recent version**) Activity #2 are to be followed.
- 711 Leaf Collection, 4th Year – Collection of 40 leaves representing 40 forest trees native to Kentucky. Mounting instructions in the forestry book, “4-H Forestry Project Unit I – Introducing Yourself to Trees” (**4DF-01PA or most recent version**) Activity #1 are to be followed.
- 712 Leaf Print Collection, 4th Year – Collect and print 40 leaves representing 40 forest trees native to Kentucky. Instructions in the forestry book, “4-H Forestry Project Unit I – Introducing Yourself to Trees” (**4DF-01PA or most recent version**) Activity #2 are to be followed.
- 713 Leaf Collection, 5th Year – Collection of 50 leaves representing 50 forest trees native to Kentucky. Mounting instructions in the forestry book, “4-H Forestry Project Unit I – Introducing Yourself to Trees” (**4DF-01PA or most recent version**) Activity #1 are to be followed.
- 714 Leaf Print Collection, 5th Year – Collect and print 50 leaves representing 50 forest trees native to Kentucky. Instructions in the forestry book, “4-H Forestry Project Unit I – Introducing Yourself to Trees” (**4DF-01PA or most recent version**) Activity #2 are to be followed.

#### DIVISION 6028 - GEOLOGY

1. See General Rules applying to all 4-H Exhibitors and general rules applying to all exhibits other than livestock listed previously in this catalog.
2. Only one entry per 4-H member permitted in Geology.
3. 4LO-11SO Identification Card should be securely attached to the lower right hand corner of the front of the box. **Leave room to accommodate this ID Card.**
4. Display boxes must be no less than 14” and no more than 17” vertically, and no less than 16” and no more than 24” horizontally. The depth of the display boxes should be no more than 4 inches.
5. All boxes must have Plexiglas cover that can be easily removed for judging.
6. Each exhibit must be secured with a lock. Attach a key to the box with your name and county firmly attached to key. Keep another key in case this key is misplaced.
7. Hinges and locks must be flush and mounted on sides or top of boxes so boxes will sit level.
8. If fabric is used, use fabric glue to adhere entire piece of fabric to box. Suggested fabrics are felt or velveteen.
9. Rocks, minerals, and fossils should be firmly attached to the box and should be numbered to correspond with the number on the Geology Identification Labels. See Rule 11 for label information.
10. Boxes will be displayed on their side, not flat. Therefore, larger specimens must be attached near the lower portion of the box.
11. Geology Identification Labels are available from KY Geological Survey (KGS) website (<http://www.uky.edu/KGS/education/4H.htm>). These are the only labels acceptable.
12. Exhibits may be disqualified for class champion if:
  - a. Box does not fit in the size stated in rule 4
  - b. Box contains too few or too many specimens
  - c. Box does not have a Plexiglas cover that can be opened
  - d. Labels are not correctly filled out
  - e. Specimen is mounted jewelry
  - f. Specimen is mounted and polished
  - g. Specimen and label are not numbered
  - h. Duplicate specimens are used to reach minimum number. However, varieties of the same rock or mineral are acceptable if the specimen is identified by a different name (i.e., quartz, smoky quartz, amethyst, agate, chert, flint or calcite, Iceland spar, aragonite, travertine). Also acceptable if the duplicate specimen has an adjective in front of the specimen (i.e., calcite, red calcite, or limestone, fossiliferous limestone, oolitic limestone). If each entry in that class has duplicate named specimens, then each entry may qualify for class champion, but will not be eligible for grand champion.
13. The following score card will be used to judge geology exhibits:
  - a. Correct identification and labeling – 5 points for each specimen. (Collections will be judged more favorable that have different types of specimens, rather than many different varieties of the same rock, mineral, or fossil; i.e., gray limestone, light gray limestone, dark gray limestone, or red calcite, blue calcite, green calcite).
  - b. Cards/specimen: 1 point each that each specimen has the label completely filled out, along with specimen number.
  - c. Found on site: Since this is an exercise in becoming familiar with rocks, minerals, and fossils, an extra 1 point will be given for specimens that are found rather than purchased or given as gifts. (Be sure to ask permission if you have to enter private property. The Internet is a good place to search for rock clubs and geological surveys of your and other states for information on collecting localities.
  - d. Neatness, arrangements, background – 20 points for total exhibit.





- 890 **Simple cloth item for the home** (Sewing machine may be used but is not required): Examples: decorative pillow, tablecloth, laundry bag, placemats; footstool with a seat made of woven fabric; fabric applied to an item such as a box, plate, or lampshade. Unacceptable: purses, tote bags, backpacks, duffle bags.
- 891 **Wastebasket** (pg. 14) decorated by member
- 892 **Crate Bookshelf** (pg. 14) designed and created by member
- 893 **Bulletin Board** (must be ready to hang with appropriate hardware attached)

**UNIT II EXHIBITS FROM LIVING WITH OTHERS PROJECT BOOK:**  
**CLASS NO.**

- 894 **Decorative item for the home & photo:** decorative item created by the member as part of a 4-H Home Environment Project. Include a photo showing how the item fits into the home's décor.
- 895 **Simple wood item refinished** by the 4-H member: Item should have straight lines with no elaborate carvings or turnings. (The idea is to learn how to apply a new finish such as paint, stain, varnish, polyurethane, etc. to a simple wooden furnishing that's already in use.) Documentation is to include a "before" photo with explanation of how the item was refinished must be securely attached. Examples: refinished footstool, children's furniture, small box, tray, picture frame, bookshelves, and plant stand.
- 896 **Cloth item for the home created using a sewing machine:** Examples: hemmed tablecloth or table runner, wall hanging, pillow, pillow case, throw, embellished towels, shower curtain, chair cover, laundry bag, pet bed, valence, and curtains. Unacceptable: purses, tote bags, backpacks, duffle bags.
- 897 **Invitation and thank you letter/note:** Design an invitation and thank you letter/note for a sleepover, birthday party, or other occasion of your choice. Cards/letters may be created with computer software or handwritten. Decorations on the cards/letters may be member's original artwork, computer-generated art, purchased or found decorative items. The message written in the card or letter is more important than the decorations. Write your name and county on the back of each card/letter and place each card/letter in a plastic sheet protector. (For the fair, it is best to use a fictitious address and contact information on the invitation or thank you.) Envelopes are not required for exhibit.

**UNIT III EXHIBITS FROM WHERE I LIVE PROJECT BOOK:**  
**CLASS NO.**

- 898 **Accessory for the home** created by the 4-H member: This exhibit is to be made up of two parts: 1) the accessory and 2) a sheet or folder of documentation. Documentation is to include: a sketch or photo to show how the accessory is used in the home and a description of how the design and colors fit in with the other furnishings and color used in the home. Examples: stitchery or appliqué wall hanging, latch hook items, pillow with applied design (stitchery, appliqué or other media), rug, picture in appropriate frame and ready to hang.
- 899 **Individual place (table) setting:** This exhibit is to be made up of two parts: 1) one individual place setting appropriate to a theme or event chosen by the 4-H member and 2) a color photo or diagram of the place setting showing how it should be arranged. Include plate, beverage container(s), placemat, and napkin. Additional decorative item(s) are optional. All items that make up the place setting are to fit on the surface of the placemat. Flatware (knife, fork and spoon) must be included in the photo/diagram showing how all the items are arranged, but do NOT send flatware to the state fair. To insure that all pieces get returned to the member, write the name and county of the exhibitor on tape and place it on every part of the table setting in a location hidden to the public when exhibited at the fair.
- 900 **Piece of furniture refinished** (stripped, sanded, and painted or stained/sealed) by the 4-H member (pg. 16-20): This exhibit is to be made up of two parts: 1) the furniture and 2) Documentation is to include a "before" photo with explanation of how the item was refinished must be securely attached. Examples: rocker, table, chair, or chest.
- 901 **Old or discarded item made useful in a new way as a home accessory:** This exhibit is to be made up of two parts: 1) the accessory and 2) a sheet or folder of documentation. Documentation is to include a "before" photo; an explanation of how the item was made useful again in a new way; materials used, cost, and time involved in project. Examples: old silverware flattened and made into wind chimes; scrap wood pieces made into wall art; old lace doily attached to a pillow or framed; old tool box cleaned up and made into a TV stand.

**UNIT IV EXHIBITS FROM IN MY HOME PROJECT BOOK:**  
**CLASS NO.**

- 902 **An accessory for the home, made with member's original or adapted design:** This exhibit is to be made up of two parts: 1) the accessory and 2) a sheet or folder of documentation. Documentation is to include an explanation of how the item was created/ adapted and a description of how and where item is used in the home. Examples: latch hooked rug or wall hanging; pillow with stitchery design; wall hanging of natural dyed yarns, or drawing with mat and finished or refinished frame.
- 903 **Heritage item refinished, restored, or made** by the 4-H member: This exhibit is to be made up of two parts: 1) the item and 2) a sheet or folder of documentation. Documentation is to include information on the history or meaning of the item to the member, how the item was refinished, restored, or made by the member, and how it is used in the home. Examples include antique or collectible furniture, memory box, scrapbook that reflects family history/home/house/farm/land of several generations), quilt with heritage design, wall hanging showing family tree.
- 904 **Purchased article selected by 4-H member to solve a home decorating problem:** This exhibit is to be made up of two parts: 1) the purchased article and 2) a folder of documentation. Documentation is to include a description of the problem to be solved, alternatives considered in the solution of the problem, how the plan was carried out, resources used (time, money), and member's evaluation of the results (satisfaction with purchased article, how article is used in the home), and photos illustrating the before and after effect. Examples include wall decoration, lamp, vase, storage item, desk accessories, bedspread, rug, table linens, pillow, and draperies
- 905 **A cloth article made by the 4-H'er showing a major home improvement:** This exhibit is to be made up of two parts: 1) the cloth article and 2) a folder of documentation. Documentation is to include a written description, "before" and "after" pictures /showing how cloth article is used in home, other colors used in room, time and costs involved, and care required. Examples: bedspread, quilt, window treatment, and boxed bench pad. **Unacceptable: purses, tote bags, backpacks, duffle bags**

**UNIT ADVANCED: SELF-DIRECTED PROJECT:**

The intent of the following classes is to give members an opportunity to put everything they have learned in Units I-IV of the home environment projects into practice.

**CLASS NO.**

- 906 **Furniture Experience:** Furniture which has been refinished, reupholstered, recovered, recycled, reused or remodeled - Exhibit is to be made up of two pieces: 1) the piece of furniture and 2) a folder describing the original condition of the furniture (include a picture if possible), work required in completing project, time and cost involved, and how item is used in the home. **DO NOT INCLUDE NEWLY CONSTRUCTED FURNITURE.**
- 907 **Design Experience:** Create a plan for or actually complete a design experience. The exhibit is to be made up of two pieces: 1) a home furnishing item which is representative of the design experience (item may be made by the member or purchased) and 2) a folder or notebook describing the plan. Examples of project ideas: a plan for redecorating a room; creation of an accessory item using an original design of 4-H member; notebook with pictures and descriptions of architectural styles used in Kentucky homes.
- 908 **Heritage Experience:** Complete a heritage project. The exhibit is to be made up of two pieces: 1) an item representative of the heritage experience and 2) a folder or notebook describing the overall experience, the significance of the project to your family. Examples of project ideas: Restoration of a family heirloom (could include caning, reseating, etc.) including who it belonged to and the



- 746A Junior Two-Point Perspective – (pg.16) On sketch paper, draw a two-point perspective that has a point at each end of a horizontal segment.
- 746B Senior Two Point Perspective – same as Junior.
- 747A Junior Circular Shape Object – (pg.18) Draw a circle then draw a subject of your choice inside the circle.
- 747B Senior Circular Shape Object – same as Junior.
- 748A Junior Colored Pencil – (pg.20) Draw with colored pencils.
- 748B Senior Colored Pencil – same as Junior.
- 749A Junior Pen and Ink – (pg.22) Sketch animals or other objects using pen and ink. No markers
- 749B Senior Pen and Ink – same as Junior. 750A Junior Hand Lettering – (pg. 24) On 8½” x 11” paper, rewrite a quote, poem, or pledge using Calligraphy. Make sure to include the author on the piece.
- 750A Junior Hand Lettering – (pg. 24) On 8½” x 11” paper, rewrite a quote, poem, or pledge using Calligraphy. Make sure to include the author on the piece.
- 750B Senior Hand Lettering – same as Junior.
- 751A Junior Cartooning – (pg.27) Cartooning is a simple process of making line drawings show sequential motion. Create your own cartoon character showing motion. Must create at least three blocks.
- 751B Senior Cartooning – same as Junior.

**FIBER ARTS:**  
**CLASS NO.**

- 752A Junior Felted Wool Applique – (pg. 31) Felt wool to create a design. Applique design to a felted wool mat.
- 752B Senior Felted Wool Applique – same as Junior.
- 753A Junior Cotton Linter Bowl – (pg. 34) Experiment with cotton linter using molds and shaping the linter to form bowls. Enhance the cotton with colored pencils, threads, floss, or dried flowers to make a unique creation.
- 753B Senior Cotton Linter Bowl – same as Junior.
- 754A Junior Batik Fabric – (pg.37) Using natural fiber fabric, create a unique fiber artwork using dyes and the wax resist method.
- 754B Senior Batik Fabric – same as Junior.
- 755A Junior Lap Loom Woven Item– (pg. 40) Set up a lap loom. Using several colors or types of yarn, create a woven item of your choice.
- 755B Senior Lap Loom Woven Item– same as Junior753B Senior Cotton Linter Bowl – same as Junior.

**SCULPTING:**  
**CLASS NO.**

- 757A Junior Clay – (pg. 55) Create an item from clay, either self-hardening or firing required.
- 757B Senior Clay – same as Junior.
- 758A Junior Clay Bust – (pg. 57) Sculpt a head with facial features out of clay.
- 758B Senior Clay Bust – same as Junior.
- 759A Junior Mask – (pg. 61) Create a mask using clay emphasizing unique form and texture to portray feelings.
- 759B Senior Mask – same as Junior.
- 760A Junior Cardboard Sculpture – (pg. 65) Create a piece of textured relief sculpture using corrugated cardboard stacked and glued together. Sculpt with an Exacto® knife.
- 760B Senior Cardboard Sculpture – same as Junior.
- 761A Junior Wire Sculpture – (pg. 67) Using wire and other materials (nylon cloth, beads, etc.) create a freestanding sculpture.
- 761B Senior Wire Sculpture: same as Junior.
- 762A Junior Plaster of Paris Carving – (pg. 69) Using a plaster of paris block, carve a form.
- 762B Senior Plaster of Paris Carving – same as Junior.

**SECTION C: ART TRENDS AND HERITAGE ARTS**

This section will highlight the latest trends in art while honoring our heritage. Documentation of the Heritage Art Classes in the artist statement is REQUIRED for both Juniors and Seniors. If required documentation is not attached the item will be disqualified. You may enter two entries per year in this section.

**TRENDS:**  
**CLASS NO.**

- 763A Junior Art Trends, Mixed Media Canvas – Mixed media is defined as employing more than one medium. Examples include decoupage and paint, pencil and watercolors, or fabric, paint, and paper. Canvas size is open to artist.
- 763B Senior Art Trends, Mixed Media Canvas – same as Junior.
- 763C Junior Basket Making - Natural materials, any size, shape, or design. Non-natural materials may be woven into the design.
- 763D Senior Basket Making – same as Junior.
- 763E Junior Jewelry – One piece of jewelry created by youth (Jewelry quality only). No kits or pony beads allowed.
- 763F Senior Jewelry – One set (at least two items) of jewelry created by youth (Jewelry quality only). No kits or pony beads allowed. No elastic material is used to string beads. Examples: earring(s) and necklace or bracelet and necklace, etc.
- 763G Junior Leather Craft - Item made from leather. May or may not be tooled. Kits allowed.
- 763H Senior Leather Craft - same as above. No kits allowed.

**HERITAGE ARTS**

According to various sources, heritage can refer to practices or characteristics that are passed down through the years, from one generation to the next. Kentucky 4-H believes in celebrating one's heritage through recognition of art that may be representative of one's culture. Examples may include baskets, brooms, wood carvings, metal art, mini barn quilts, etc. To successfully enter Heritage Arts, the 4-H'er must create the Heritage Art piece after the Daviess County Fair of the previous year.

**HERITAGE ARTS:**  
**CLASS NO.**

- 764A Junior Heritage Arts, Other – See below for definition.
- 764B Senior Heritage Arts, Other – same as Junior.

**DIVISION 6029 - 4-H ARTS**

- See General Rules applying to all 4-H exhibitors and general rules applying to all 4-H exhibits other than livestock listed previously in this catalog.
- Specifications for exhibits:
  - All general photography classes are taken from 4-H Photography Core Curriculum (Focus on Photography, Controlling the Image, and Mastering Photography).
  - General photography: 4-H'ers can enter 6 classes in any one level (curriculum) per year.
  - Horticulture photography: a 4-H'er may enter any of the classes in addition to general photography.



quilt should measure 12"x 36". Quilting lines can be up to 6" apart. Stitch and turn or self-binding suggested. Suitable for advanced beginner.

848 **Quilt-As-You-Go Quilt:** Create a quilt using any quilt-as-you-go method. Add rows to the edge so that face fabric, batting, and backing are attached to the previous piece. There is no additional quilting needed. Applied binding with mitered corners. Perimeter should not exceed 144". Suitable for the advanced beginner.

849 **Small Patchwork Quilt:** Sew four 12" square blocks or nine 9" square blocks with sashing and/or borders. Triangle pieces and/or machine applique are required. Hand or machine quilt. Applied binding with mitered corners. Finished quilt not to exceed 36" x 36".

850 **Dimensional Pieces, Miniature Scale, or Landscape Design Quilt:** Create a quilt using dimensional pieces, miniature scale, or landscape design techniques. May include fused fabric, dimensional additions, hand or machine applique, free motion quilting and/or decorative edge finish. Finished quilt not to exceed a maximum of 100" perimeter.

851 **Squares or Strips Precut:** Sew a top using squares and/or strips. Pre-cuts acceptable. Applied binding with mitered corners. Perimeter not to exceed 200".

852 **Appliqué: pillow with appliqué:** Hand applique design on a minimum of 4 blocks. Applique can be raw edge or turned edge. Sashing and border required. Quilting required. Perimeter not to exceed 120". Applied binding with mitered corners.

853 **Foundation Paper Pieced Quilt:** Use foundation paper piecing techniques for the quilt top. Applied binding with mitered corners. Perimeter maximum 200".

854 **English Paper Piecing:** 1" hexagons (7 total) sewn together by English Paper Piecing method to create 2 individual coasters using the stitched and turned method. Finished size is approximately 5" diameter. Optional: hexagon motif can be appliqued onto a larger fabric piece and be finished with batting and backing. Self-binding or attached binding is acceptable. Small amount of quilting is acceptable.

855 **Non-traditional Fabrics Quilt:** Sew a pieced top using non-traditional materials such as t-shirts, ties, bandanas, or denim. T-shirts must have interfacing and have sashing separating each block. Cotton fabric or fleece may be used for backing. Quilting must be done by the 4-H'er and be appropriate for the design. Perimeter must be larger than 200".

856 **Original Design Quilt:** Quilt top created by the 4-H'er. Must submit original design with the quilt and an explanation of the techniques used in the quilt. Quilting must be done by the 4-H'er and be appropriate for the design. Applied binding with mitered corners or decorative edge finish appropriate for the design. Perimeter minimum 144".

857 **Crazy Quilt Patchwork:** Blocks constructed of irregularly shaped fabric pieces (can be specialty fabrics) embellished with a combination of ribbon work, specialty thread, embroidery stitches, and/or beadwork creating a finished crazy quilt design. The design can be created by hand or machine. Border is optional. Hand tacking is suggested quilting method. Applied binding with mitered corners or decorative edge finish accepted. Minimum perimeter size 48" but not to exceed perimeter of 160".

#### DIVISION 6035 - 4-H FOOD EXHIBITS

1. See General Rules applying to all 4-H Exhibitors and general rules applying to all exhibits other than livestock listed previously in this catalog.
2. Member may enter up to 3 classes in the Food Division.
3. Recipes: Entries are to be made using recipes specified in the class description. All recipes can be found in the 4-H Fair Recipe Book at <http://4-h.ca.uky.edu/content/food-and-nutrition> in the **4-H Cooking 101-401 Series**.
4. Place the baked product on a disposable plate. Place the plate inside a re-closable zip-type bag to maintain freshness and prevent damage.
5. Use of plastic film or aluminum foil to wrap product is discouraged but will not cause the product to be disqualified.
6. To prevent damage, wrapped cakes should be transported in a sturdy container such as a cardboard box. Containers, pie pans, etc. may not be returned to the exhibitor.

#### MUFFINS: CLASS NO.

- 841 Three **Oatmeal Muffins:** Use recipe in **4-H Cooking 101**, p. 54.
- 842 Three **Cheese Muffins:** Use recipe in **4-H Cooking 201**, p. 49.

#### BISCUITS: CLASS NO.

- 843 Three **Rolled Biscuits:** Use recipe in **4-H Cooking 201**, p. 50.
- 844 Three **Scones:** raisins may be substituted for dried cranberries. Use the recipe at <https://4-h.ca.uky.edu/content/food-and-nutrition>

#### QUICK BREADS: CLASS NO.

- 845 Three **Cornmeal Muffins:** Use the recipe at <https://4-h.ca.uky.edu/content/food-and-nutrition>.
- 846 Three pieces of **Coffee Cake with Topping:** Use recipe in **4-H Cooking 101**, p. 59. Nuts are optional.

#### COOKIES: CLASS NO.

- 847 Three **Chewy Granola Bars** (gluten-free): Use recipe in **4-H Cooking 101**, p. 35.
- 848 Three **Brownies:** Use recipe in **4-H Cooking 101**, p. 67. Nuts are optional.
- 849 Three **Snickerdoodle Cookies:** Use the recipe in **4-H Cooking 201**, p. 88.

#### CAKES: CLASS NO.

- 850 Half of one 8" or 9" layer **Rich Chocolate Cake** (no icing): Use recipe in **4-H Cooking 301**, p. 116.
- 851 Half of one 8" or 9" layer **Carrot or Zucchini Cake** (no icing): Use recipe in **4-H Cooking 301**, p. 119. May use carrots or zucchini.
- 852 ¼ of a **Basic Chiffon Cake:** Use recipe in **4-H Cooking 401**, p. 118. Do not use variations.

#### PIES: CLASS NO.

- 853 One whole **Double Crust Apple Pie:** Use recipes in **4-H Cooking 401**, p. 105 and 97. Leave pie in the disposable pie pan and place all in a zip-type plastic bag. May use spice variation if desired.

#### YEAST BREADS: CLASS NO.

- 854 Three **Cinnamon Twists** (no icing): Use recipe in **4-H Cooking 301**, p. 42 & 44.
- 855 Three **Soft Pretzels:** Use recipe in 4-H Cooking 301, p. 48. Use any one topping listed.
- 856 One loaf **Oatmeal Bread:** Use recipe in **4-H Cooking 401**, p. 25.

#### BREAD MADE IN A BREAD MACHINE: CLASS NO.

- 857 One loaf **Honey Whole Wheat Bread** made in a bread machine: Use the recipe at <https://4-h.ca.uky.edu/content/food-and-nutrition>. May be a 1-pound, 1½-pound, or 2-pound loaf.

#### CANDY: CLASS NO..

- 858 Three pieces **Classic Chocolate Fudge:** (size: about one-inch square) Use recipe in **4-H Cooking 401**, p. 89. Nuts are optional.





classes)

- Olericulture deals with herbaceous plants for the kitchen, including, for example, carrots (edible root), asparagus (edible stem), lettuce (edible leaf), cauliflower (edible flower), tomatoes (edible fruit), and peas (edible seed). (included in photography classes)

Plants for ornament (floriculture and landscape horticulture).

- Floriculture deals with the production of flowers and ornamental plants; generally, cut flowers, pot plants, and greenery. (included in photography classes)
- Landscape horticulture is a broad category that includes plants for the landscape, including lawn turf, but particularly nursery crops such as shrubs, trees, and climbers. (not included in photography classes)

**For the purposes of the Kentucky 4-H Horticulture Photography Contest, only photographs representing the areas of Olericulture and Floriculture will be accepted.**

**NJHA Contest:** Entries in the following classes may also participate in the National Junior Horticulture Association Photography Exhibition. It is the responsibility of the individual to submit all required entry forms and follow all rules set out by NJHA organization to participate. States are not limited in the number of entries. See web site for details: [www.njha.org](http://www.njha.org)

#### **HORTICULTURAL PHOTOGRAPHY:**

##### **CLASS NO.**

- 771 Single black and white. Horticultural subject or activity. (Maximum size: 8" x 12")
- 772 Single color. Horticultural subject or activity. (Maximum size: 8" x 12")
- 773 Sequence of 4 photographs. B&W or Color representing a horticultural event or activity that tells a visual story, chronologically, without the use of words.
- 774 Horticulture collection (B&W or color), consisting of 6 photographs.

#### **DIVISION 6032 - 4-H SEWING**

1. See General Rules applying to all 4-H Exhibitors and general rules applying to all exhibits other than livestock listed previously in this catalog.
2. **Classes in Division:** Junior Classes 790A – 799B; Senior Classes 800 – 810.
3. A member may enter up to three classes in their age division in the Sewing Division.
4. Items must be "handmade"; no ready-to-wear/factory made items will be accepted for judging.
5. Items must be **CLEAN**, however it is permissible for garment to show wear.
6. Articles of clothing for "Clothing Option" classes are to be made by and constructed for the 4-H member to wear. Doll clothing does not meet the requirement for Clothing Option classes.
7. Send **NO additional** accessories or undergarment with any sewing entry unless it was constructed as a part of the project.
8. Specific number of items: In classes where there is to be a specified number of articles exhibited and the entry contains more, the 4-H'er will be asked to make the decision on which item(s) are to be judged. In those cases where the situation was not discovered before entry was made, the article(s) to be judged will be left to the discretion of the judges.
9. Complete outfit: The definition of a "complete outfit" is an item or items that cover the top and bottom of the body. To be considered a top, a jacket or robe, it must include a front closure. Open front tops that require an under shirt do not count as a complete outfit unless the under shirt is also constructed by the member.
10. **Labeling:** A small label (4LO-12SA) should be safety pinned to the inside of each article. Do not use straight pins.
11. **Additional Documentation Required:**
  - a. 4-H Sewing Project Card: no longer required.
  - b. Documentation is required only in Junior Unit VI non-clothing option, Up Cycle Jr & Sr, and Smart Clothing Jr & Sr projects.
    - Documentation may be handwritten or printed by computer on 8.5" x 11" paper.
    - Insert documentation into a folder or plastic sheet protector. Attach it to the item using a safety pin or binder clip.

#### **JUNIOR DIVISION FOR 4-H'ERS AGES 9–13**

**Junior members may complete the projects in any order and may repeat a level for more than one year. The curriculum includes instructions for making "practice" items; the practice items do not fit in classes in the Clothing Division.**

**UNIT I – LET'S LEARN TO SEW: BEGINNER SKILLS;** See publication: <http://www.ca.uky.edu/agc/pubs/4jd/4jd01pb.pdf>, pages 3-20 and 55-56.

##### **CLASS NO.**

- 790A **Unit I Clothing Option:** Shorts, pants, or skirt with casing waistline (elastic and/or drawstring). Garment must be made from woven fabric and include the following: straight machine stitching, appropriate visible seam finish, and machine stitched hem. This class is for ages 9–13.
- 790B **Unit I Non Clothing Option:** Apron or drawstring backpack/shoulder bag OR tote bag with fabric handles OR a laundry bag. Item must be made from woven fabric and include the following: straight machine stitching, appropriate visible seam finish, and a casing or machine stitched hem. Practice projects (travel kit and tissue holder) are not to be entered. This class is for ages 9–13.

**UNIT II – LET'S GET TO THE BOTTOM: BEGINNER SKILLS;** See publication: <http://www.ca.uky.edu/agc/pubs/4jd/4jd01pb/4jd01pb.pdf>, pages 21-38 and 55-56.


##### **CLASS NO.**

- 791 **Unit II Clothing Option:** Skirt, shorts or pants. Exhibit must be made from woven fabric and include the following: enclosed seams, appropriate seam finish, interfacing, zipper, and a facing or waistband. This class is for youth ages 9–13.
- 792 **Unit II Non Clothing Option:** Zippered tote bag, purse, garment bag, or duffle/gym bag. Exhibit must be made from woven fabric and include the following: enclosed seams, appropriate seam finish, interfacing, and 14" or longer zipper. (Pre-quilted woven fabric and recycled woven fabric are acceptable fabric choices but use is not required.) Practice projects (book cover, zippered travel bag) are not to be entered. This class is for youth ages 9–13.

**UNIT III – TOP IT OFF: BEGINNER SKILLS;** See publication: <http://www.ca.uky.edu/agc/pubs/4jd/4jd01pb/4jd01pb.pdf>, pages 39-52 and 55-56.

##### **CLASS NO.**

- 793 **Unit III Clothing Option:** Shirt, simple jacket, one piece dress with no waistline, cape with a hood or collar, bathrobe, or vest with lining or facing. Garment must



---

OWENSBORO  
GRAIN™

*a Cargill® company*



# H&R AGRI-POWER

THE **POWER** TO GET YOU **MORE!**

## YOUR *Local* AG PROS THROUGH ALL SEASONS



**HUGE NEW & USED  
EQUIPMENT  
INVENTORY**



**24/7  
SUPPORT**



**PRECISION AG**



**CNH INDUSTRIAL GENUINE PARTS**  
**PARTS &  
SERVICE**



**plus**  
**24-7  
EMERGENCY  
PARTS &  
SERVICE  
SUPPORT!**

7274 US HIGHWAY 431  
OWENSBORO, KY 42301  
**270-926-2627**  
[WWW.HRAGRIPOWER.COM](http://WWW.HRAGRIPOWER.COM)  


**ASK ABOUT GREAT FINANCING OFFERS!**



**CASE IH**





**BEARCAT**  
**BEARCAT**  
**BEARCAT**

**BECOME A  
BEARCAT TODAY!**

**ON-GROUND, ONLINE, & GRADUATE  
DEGREE OPTIONS AVAILABLE!**



**BRESCIA UNIVERSITY**  
717 FREDERICA ST  
BRESCIA.EDU  
270.685.3131



# MOORE & MOORE BROWNS VALLEY TRUCK EQUIPMENT



DIVISION 6033 - NEEDLEWORK

806 Creative Expression – Non Clothing Option: Select one of the following and construct a:

- Fabric doll or animal with a wardrobe of two outfits
- Machine appliquéd specialty flag or decorative banner (minimum size 24" x 24")

This class is for ages 14–18.

**UNIT – LEISURE TIME: FOR YOUTH AGES 14–18 WITH ADVANCED SKILLS:** See publication: [https://4-h.ca.uky.edu/sites/4-h.ca.uky.edu/files/senior\\_unit\\_2\\_a\\_leisure\\_time\\_1.pdf](https://4-h.ca.uky.edu/sites/4-h.ca.uky.edu/files/senior_unit_2_a_leisure_time_1.pdf)

CLASS NO.

807 Leisure Time – Clothing Option: 2 or 3 piece complete outfit. Choose from the following:

- Athletic wear such as yoga, cycling, warm-up, bathing suit and cover-up, tennis wear, etc.
- Pajamas and robe (must use specialty fabric such as terry cloth, flannel, fleece, nylon tricot)
- Raincoat and hat or rain suit

This class is for ages 14–18.

**UNIT – FORMAL AFFAIR: FOR YOUTH AGES 14–18 WITH ADVANCED SKILLS:** See publication: [https://4-h.ca.uky.edu/sites/4-h.ca.uky.edu/files/senior\\_unit\\_2\\_b\\_formal\\_affair\\_2.pdf](https://4-h.ca.uky.edu/sites/4-h.ca.uky.edu/files/senior_unit_2_b_formal_affair_2.pdf)

CLASS NO.

808 Formal Affair: 1 or 2 piece complete outfit, such as a prom dress, bridesmaid dress, or tuxedo. Fabric choice may be woven, knit, or a combination of the two. This class is for ages 14–18.

**UNIT – UP CYCLE IT!: FOR YOUTH AGES 14–18 WITH ADVANCED SEWING SKILLS:** See publication: [https://4-h.ca.uky.edu/sites/4-h.ca.uky.edu/files/upcycle\\_project\\_jr\\_and\\_sr.pdf](https://4-h.ca.uky.edu/sites/4-h.ca.uky.edu/files/upcycle_project_jr_and_sr.pdf)

CLASS NO.

809A Up Cycle It! Senior Clothing Option: Item sewn from repurposed garments or household fabric goods and documentation folder: Recycled fabric is to be the major component of the item. *Documentation required.* Include: your name, your county, unit, class entered, a “before” photo of all repurposed items used; source of the fabric or garment; how the design was created; and any design drawings that were used in the creation. Place documentation in a folder or plastic sheet protector. “Deconstructed” t-shirts which do not include sewing skills do not fit this class. Items for the home do NOT fit this class. Items which do not include sewing as a major means of reconstruction are not eligible for this class. See publication. This class is for ages 14–18 with sewing skills.

809B Up Cycle It! Senior Non-Clothing Option: accessories sewn from repurposed garments or household fabric goods and documentation folder. Such as: tote bag, hat, luggage, purse, etc. Items for home do NOT fit this class. Documentation required, include: your name, your county, unit, class entered, a “before” photo of all repurposed items used; source of the fabric/garment; how the design was created; and any design drawings that were used in the creation. Place documentation in a folder or plastic sheet protector. This class is for youth ages 14-18 with sewing skills.

**UNIT – OUTERWEAR: FOR YOUTH AGES 14–18:**

CLASS NO.

810 Outerwear: Construct an outerwear garment such as coat, jacket, cape, vest, parka, rainwear, etc. Must include zipper and/or button/buttonhole. Must include hood, collar, or facing. This class is for ages 14–18 with sewing skills.

1. See General Rules applying to all 4-H Exhibitors and general rules applying to all exhibits other than livestock listed previously in this catalog.
2. Member may enter ONE class per category (categories are crochet, knitting, tatting, embroidery, and quilting) in the Needlework Division.
3. Items must be “handmade” by the 4-H member. Items knit with a knitting machine or loom are not permitted.
4. **Additional Documentation Required:**
  - a. If the pattern/instructions are not from the Kentucky 4-H Needlework Notebook, a copy of the pattern must be submitted with the exhibit. Label the pattern with entrant’s name and county and attach to exhibit. Attach to item with a safety pin or binder clip. Patterns will be returned in county packets.

**CROCHET CATEGORY:**

CLASS NO.

- 813 **Small crochet item(s) made of medium (4) weight yarn:** Must include rows of single, half-double, and/or double crochet stitches. Such as: scarf, purse, belt, hat, pillow, two wash cloths (made from cotton yarn), or pair of slippers. Scarf must be at least 24” long.
- 814 **Large Crochet Item(s) made of medium (4) weight yarn:** Must include rows of single, half-double, and/or double crochet stitches. Such as: afghan, shawl, or vest.
- 815 **Crochet Item made entirely with novelty yarn:** Novelty yarn is any yarn other than medium (4) worsted weight yarn. Do not use standard medium (4) weight yarn. Must include rows of single, half double, and/or double crochet stitches: Such as: scarf, purse, belt, hat, pillow, pair of slippers, afghan, shawl, or vest. Scarf must be at least 24” long.
- 816 **Crocheted Item(s) made using the Granny Square technique:** May use any weight yarn, single or multiple colors of yarn. Such as: purse, shawl, afghan, or hat.
- 817 **Crocheted Item(s) made using intermediate skills/pattern crochet stitches:** Such as: hat, belt, scarf, pair of mittens, pillow, sweater, vest, shawl or baby blanket, doily (made from bedspread (0) weight thread), or set of 5 different ornaments (made from bedspread (0) weight thread using intermediate skills/stitches). Include one or more pattern stitches – shell, arch, diamond, bobble, snapdragon, popcorn, cross, puff, cluster, or seed/granite. Can include one or more colors. Scarf must be at least 24” long.
- 818 **Crochet Item using intermediate skills for shaping and fitting multiple pieces together:** Items must include increase and decrease. Such as stuffed toys or pair of slippers.
- 819 **Item or pair of items using advanced crochet skills:** Include one or more of the following advanced skills: beadwork, filet crochet, creating plaids, geometric designs or checks; making novelty crochet articles.
- 820 **Item or pair of items using advanced crochet skills to create your own design:** Original designs must include a copy of directions, notes, and diagrams used to create the item(s). Suggested items include: multi-color hat, purse, collar (made with bedspread-weight cotton thread), sweater, jacket, afghan, or coat.

**HAND EMBROIDERY CATEGORY:**

All embroidery projects are to be a “finished” item (for example: the stitchery is framed or made into an item such as a pillow, wall hanging, pot holder, eyeglass holder, etc.) The stitchery can be created on a purchased item, such as a pillowcase, clothing, tote bag, purse, bib, or dishtowel. Items may be made from purchased kits that meet the individual project guidelines.

The sizes mentioned in the classes below (such as 5” x 7”) relate to the amount of stitching, not the size of the fabric, frame, or finished item.





## CLASS NO.

- 793 Unit III Clothing Option: Shirt, simple jacket, one piece dress with no waistline, cape with a hood or collar, bathrobe, or vest with lining or facing. Garment must be made from woven fabric and include the following: buttons and buttonholes. A simple lining, trim, collar, and sleeves may be included but are not required. This class is for youth ages 9–13.
- 794 Unit III Non Clothing Option: Backpack with lining, applied trim, and button/buttonhole closure. Practice projects (hanger cover, pillowcase with button closure, gift bag) are not to be entered. This class is for youth ages 9–13.

**UNIT IV – STRETCH YOUR KNIT SKILLS: BEGINNER SKILLS:** See publication: <http://www.ca.uky.edu/agc/pubs/4jd/4jd01pb/4jd01pb.pdf>, pages 45-48 and 55-56.

## CLASS NO.

- 795 Unit IV Stretch Your Knit Skills: 1 or 2 piece complete outfit made from knit fabric; such as a dress, top and bottom, pajamas, or nightshirt. **All** garment pieces must be made from knit fabric with a limited amount of one-way stretch; rib knit may be included for neckband and arm/leg band trim only. This class is for youth ages 9–13.

**UNIT V – MOVING ON UP: INTERMEDIATE SKILLS:** See publication: [http://4-h.ca.uky.edu/sites/4-h.ca.uky.edu/files/junior\\_unit\\_v\\_moving\\_on\\_up.pdf](http://4-h.ca.uky.edu/sites/4-h.ca.uky.edu/files/junior_unit_v_moving_on_up.pdf)

## CLASS NO.

- 796 Unit V Moving on Up: one-piece complete outfit made from woven fabric; such as a dress, coveralls, or jumpsuit. Item must include at least a zipper and/or buttons and buttonholes. A waistline simple lining, trim, collar, and sleeves may be included but are not required. This class is for youth ages 9-13.

**UNIT VI – PUT IT ALL TOGETHER:** See publication: <http://www.ca.uky.edu/agc/pubs/4jd/4jd01pb/4jd01pb.pdf>, pages 49-56.

## CLASS NO.

- 797 Unit VI Put It All Together Clothing Option: 2 or 3 piece complete coordinating outfit; such as athletic wear; dress with jacket or coat, swimwear with cover-up, jacket or shirt with slacks/ skirt. *At least one piece must include sleeves and a collar/hood. No simple casings. Fabric choice may be woven, knit, or a combination of the two.* This class is for ages 9–13.
- 798 Unit VI Put It All Together Non Clothing Option: Download a pattern from site of your choice for tote bag, purse, luggage, etc. Be creative with your design. Required elements: pockets, functional zipper; and creative stitchery or applied trim to personalize your bag. If bag is not lined, the seam allowances must be finished with a bound seam finish. Optional elements: lining, button(s), hook and loop tape, or snap(s)]. This class is for ages 9–13. **In the documentation include:** your name, your county, the name of the unit, class entered, cost, and the design source.

**UNIT – UP CYCLE IT!: FOR YOUTH AGES 9–13 WITH ADVANCED SEWING SKILLS:** See publication: [https://4-h.ca.uky.edu/sites/4-h.ca.uky.edu/files/upcycle\\_project\\_jr\\_and\\_sr.pdf](https://4-h.ca.uky.edu/sites/4-h.ca.uky.edu/files/upcycle_project_jr_and_sr.pdf)

## CLASS NO.

- 799A Up Cycle It! Junior Clothing Option: Item sewn from recycled/repurposed garments or household fabric goods and documentation folder. Recycled fabric is to be the major component of the item. **Documentation required,** include: your name, your county, unit, class entered, a “before” photo of all repurposed items used; source of the fabric or garment; how the design was created; and any design drawings that were used in the creation. Place documentation in a folder or plastic sheet protector. “Deconstructed” t-shirts which do not include sewing skills do not fit this class. Items for the home do NOT fit this class. Items which do not include sewing as a major means of reconstruction are not eligible for this class. See publication. This class is for ages 9–13 with sewing skills.
- 799B Up Cycle It! Non-Clothing Option: accessories sewn from repurposed garments or household fabric goods and documentation folder. Such as: tote bag, hat, luggage, purse, etc. Documentation required, include: your name, your county, unit, class entered, a “before” photo of all repurposed items used; source of the fabric or garment; how the design was created; and any design drawings that were used in the creation. Items for the home do not fit this class. Place documentation in a folder or plastic sheet protector. This class is for youth ages 9–13 with sewing skills.

## SENIOR DIVISION FOR 4-H’ERS, AGES 14–18

Senior members may complete the projects in any order and may repeat a level more than one year.

**UNIT – LET’S BE CASUAL: FOR YOUTH AGES 14–18** See publication: [http://4-h.ca.uky.edu/sites/4-h.ca.uky.edu/files/senior\\_unit\\_1\\_a\\_lets\\_be\\_casual.pdf](http://4-h.ca.uky.edu/sites/4-h.ca.uky.edu/files/senior_unit_1_a_lets_be_casual.pdf)

## CLASS NO.

- 800 Let’s Be Casual–Clothing Option: 1 or 2 piece complete outfit made from knit or woven fabric such as a dress, top and bottom, simple pajamas, or robe. This class is for ages 14–18.
- 801 Let’s be Casual–Non Clothing Option: 2 coordinating fabric accessories from the following: apron, oven or BBQ mitt, wallet, garment bag, purse, backpack, or duffel bag. This class is for ages 14–18.

**UNIT – DRESS IT UP: FOR YOUTH AGES 14–18** See publication: [https://4-h.ca.uky.edu/sites/4-h.ca.uky.edu/files/senior\\_unit\\_1\\_b\\_dress\\_it\\_up\\_0.pdf](https://4-h.ca.uky.edu/sites/4-h.ca.uky.edu/files/senior_unit_1_b_dress_it_up_0.pdf)

## CLASS NO.

- 802 Dress It Up: 1 or 2 piece complete “dressy” outfit, such as a dress, suit, pantsuit, or sport coat and slacks. Fabric choice may be woven, knit or a combination of the two. This class is for ages 14–18.

**UNIT – MATCH IT UP: FOR YOUTH AGES 14–18** See publication: [https://4-h.ca.uky.edu/sites/4-h.ca.uky.edu/files/senior\\_unit\\_1\\_c\\_match\\_it\\_up.pdf](https://4-h.ca.uky.edu/sites/4-h.ca.uky.edu/files/senior_unit_1_c_match_it_up.pdf)

## CLASS NO.

- 803 Match It Up – Clothing Option: Choose at least one item from each group to make a complete 3 or 4 piece coordinated outfit:
- Shorts, pants, or skirt
  - Top, blouse, or shirt
  - Vest, jacket, or sweater
- At least one piece is required to have regulation set in sleeves. Fabric choice may be woven, knit or a combination of the two. An accessory item may be included as the fourth piece. This class is for ages 14–18.
- 804 Match It Up – Non Clothing Option: 3 or 4 piece coordinating sport/luggage/travel or fashion accessories set. Ideas include, but are not limited to: wallet, purse, device carrier, backpack, duffel bag, gym bag, or bag for bike or vehicle. Among the items chosen, the set must include the use of applied trim, pockets, and at least one zipper. This class is for ages 14–18.

**UNIT – CREATIVE EXPRESSIONS: FOR YOUTH AGES 14–18** See publication: [https://4-h.ca.uky.edu/sites/4-h.ca.uky.edu/files/senior\\_unit\\_1\\_d\\_creative\\_expressions.pdf](https://4-h.ca.uky.edu/sites/4-h.ca.uky.edu/files/senior_unit_1_d_creative_expressions.pdf)

## CLASS NO.

- 805 Creative Expression – Clothing Option: Construct a complete outfit for one of the following activities:
- Holiday, theater, cosplay, or historic costume
  - Uniform for medical profession, cheerleader, dancer, etc.
  - Riding apparel
- This class is for ages 14–18.



**CLASS NO.**

**One type of embroidery stitch:**

- 821 **Redwork:** Embroidery item made with a single color of floss. Redwork uses red floss. Must use the stem stitch and have an embroidered area equivalent to 3" x 3" or larger.
- 822 **Stamped Cross Stitch:** Cross stitched design stamped (printed/drawn) on plain woven fabric and have an embroidered area equivalent to 3" x 3" or 2" x 16: border or larger.

**Multiple types of embroidery stitches:**

- 823 **Stamped Embroidery:** Embroidery design printed/drawn on plain woven fabric or felt. Must include three or more of the following different stitches (stem/outline, lazy daisy, running, straight, French knot, satin, blanket, chain, or back stitch). May use more than one color of floss. Must have an embroidered area equivalent to 3" x 3" or larger.
- 824 **Free Embroidery:** Embroidery design used to embellish a base fabric without the design being drawn on the fabric. Must include three or more of the following different stitches (stem/outline, lazy daisy, running, straight, French knot, satin, blanket, chain, or back stitch). May use more than one color of floss. Must have an embroidered area equivalent to 3x3 inches or larger. Embroidery may embellish design lines on the item.

**Charted Embroidery using large cross or snowflake stitches:**

- 825 **Cross Stitch on Gingham:** Embroider area equivalent to 5" x 7" or larger.
- 826 **Counted Cross Stitch on 11 Count Aida Cloth:** Must have an embroidered area equivalent to 5" x 7" or larger.
- 827 **Chicken Scratch on Gingham: Chicken Scratch** (also known as Snowflake embroidery) on gingham fabric. Must have an embroidered area equivalent to 5" x 7" or larger.

**Crewel Embroidery:**

- 828 **Punch Needle:** Embroidered area equivalent to 6"x6" or larger.

**Charted Embroidery using specialty cloth:**

- 830 **Counted Cross Stitch on 14 count Aida cloth:** Must have an embroidered area equivalent to 5" x 7" or larger.
- 831 **Counted Cross Stitch using Waste Canvas:** Must have an embroidered area equivalent to 5" x 7" or larger.
- 832 **Huck Embroidery:** Huck embroidery on huck towel/toweling creating a minimum 2-inch wide border design or even-weave fabric such as Aida cloth. Embroidered area equivalent to 3" x 3" or larger. Such as bookmark, mug rug.
- 833 **Swedish Weaving:** Swedish weaving on monk's cloth creating a minimum of 6-inch wide border design.

**Embroidery using advanced skills:**

- 834 **Ribbon Embroidery using silk ribbon for 5 or more embroidery stitches:** Design may also include use of embroidery floss in addition to silk ribbon.
- 835 **Counted Cross Stitch on 18 or 22 count even weave or Aida cloth:** Must have an embroidered area equivalent to 5" x 7" or larger.
- 836 **Needlework of any kind not included in any other category:** Purchased embroidery kit or original design on fabric accepted. Embroidered area equivalent to 5" x 5" or larger. Such as needlepoint, crewel work, Candlewicking, etc.

**KNITTING CATEGORY:**

*The objective is for youth to learn the skills involved in hand knitting with needles. Therefore, items made on a knitting loom or knitting machine are NOT to be entered and will not be judged.*

**CLASS NO.**

- 837 **Small/simple knitted item(s):** Items such as a hat, small pillow, purse, scarf, belt, or two washcloths (no larger than 10" x 10" each); Use medium (4) worsted weight yarn. Wash cloths should be made from worsted weight 100% cotton yarn. Items are limited to those that include garter stitch, stockinette stitch, and/or ribbing stitch.
- 838 **Knitted item created using self-striping or variegated yarn(s):** Use some yarn other than single color medium (4) worsted weight yarn. Such as a purse, scarf, hat, leg warmers, fingerless mittens, etc.
- 839 **Larger/simple knitted item(s):** Items such as a pair of mittens, pair of slippers, shawl, cowl, or lap/baby blanket. May use yarn other than worsted weight yarn. Multiple colors and at least one pattern stitch may be used in addition to garter stitch, stockinette stitch, and/or ribbing stitch.

- 840 **Knitted project focused on Shape – Garment or Fashion Accessory:** Exhibit one item or a pair of items using pick up stitches, and/or knitting in the round. Item must include increase and/or decrease. May use yarns other than medium (4) worsted weight yarn. May include simple color changes (stripes or duplicate stitch). Ideas such as: gloves, hat, mittens, fingerless mittens, socks, skirt, sweater, or vest.
- 841 **Knitted project focused on Shape – Stuffed Toy:** Exhibit one item using pick up stitches, and/or knitting in the round. Item must include increase and/or decrease. May use yarns other than medium (4) worsted weight yarn. May include simple color changes (stripes or duplicate stitch).
- 843 **Knitted project focused on Color Design:** Exhibit one item or a pair of items using charted designs or your own design. Chartist designs may include color changes such as Fair Isle, Intarsia, and/or Mosaic knitting. All entries must include a copy of directions, notes, and any diagrams used to create the item. Ideas such as: throw pillow, afghan (minimum size 45" x 60"), shawl, holiday stocking, purse, pair of socks, sweater, etc.
- 844 **Knitted project focused on Textural Design:** Exhibit one item or pair of items using charted designs or your own design. Chartist designs must include multiple pattern stitches such as Aran Isle knitting or lace knitting. Knitting with beads is also acceptable. All entries must include a copy of directions, notes, and any diagrams used to create the item. Ideas such as: throw pillow, afghan (minimum size 45" x 60"), shawl, holiday stocking, purse, pair of socks, sweater.

**QUILTING CATEGORY:**

All projects are to be a completed item that includes a top (hand or machine stitched), batting, backing.

- If edge finish is not described in the class description the following are accepted options:
  - Stitched and turned – Backing is placed right sides together with top, stitched and turned. The opening is sewn closed. No binding needed.
  - Self-binding – Backing is brought to the front, folded, and stitched to the quilt.
  - Applied binding – Separate binding applied with mitered corners.
  - Decorative stitched edge – optional for class #851, #856, and #858 only.
- Quilting – minimum 4" apart, unless otherwise indicated in class description using the following methods:
  - Hand Tack
  - Hand quilt
  - Use domestic sewing machine quilt
  - No long arm or hooped embroidery quilting accepted
- Size is listed by class with measurement of perimeter (total outer edge measurement). Can be smaller or larger as noted in class information.
- Hanging sleeve or tabs are optional except in #846.

**CLASS NO.**

- 845 **Strip/String Quilt:** Use Strips of varying widths to make 4-blocks, sewn together for the top. Stitched and turned or self-binding suggested. Perimeter not to exceed 132". Quilting lines can be up to 8" apart. Suitable for beginner.
- 846 **Wall Hanging:** Begin with a square or rectangle piece of focus fabric or printed panel. Add at least 2 borders to the center block/panel. Add fabric loops for hanging. Finish with stitch and turn. Quilting can be stitch-in-the-ditch or echo quilting up to 6" apart. Perimeter not to exceed 132". Suitable for beginner. Hanging sleeve or tabs are required.
- 847 **Four Patch Runner:** Hand or machine piece 3 four-patch blocks. Each four-patch must include at least two 6" square patchwork units made with square and/or rectangle pieces (ex. four patch, rail fence.) No triangle pieces. Finished



## DIVISION 6030 - PHOTOGRAPHY

1. See General Rules apply to all 4-H exhibitors and general rules applying to all 4-H exhibits other than livestock listed previously in this catalog.
2. Specifications for exhibits:
  - a. All general photography classes are taken from 4-H Photography Core Curriculum (Focus on Photography, Controlling the Image, and Mastering Photography).
  - b. General photography: 4-H'ers can enter 6 classes in any one level (curriculum) per year.
  - c. Horticulture photography: a 4-H'er may enter any of the classes in addition to general photography.
  - d. All pictures must be made since the last County Fair.
  - e. All classes (*including Horticulture*) with **ONE PHOTOGRAPH MUST BE MOUNTED ON WHITE 10" x 16" MAT BOARD**, available at the Daviess County Cooperative Extension Office (no poster board or foam core board accepted). Single photographs are limited to up to a maximum size of 8" x 12". Pictures cannot be framed or matted with colored mat board.
  - f. All classes (*including Horticulture*) with **MULTIPLE PHOTOGRAPHS** (More than 1 photograph) **MUST BE MOUNTED ON WHITE 16" x 20" MAT BOARD** (no poster board or foam core board accepted). Pictures cannot be framed or matted with colored mat board. Mat board available at the Daviess County Cooperative Extension Office.
  - g. Each picture must be mounted securely. Rubber cement or dry mounting tissue is recommended. Do not use photo mounting corners.
  - h. Entries must use current identification tag securely mounted to front of the mat board in the **lower right corner**. Note: Identification tag should NOT cover photo or hang over edge of the board.
  - i. If labels are required for pictures, it must be typed, on white paper, and placed directly below the photograph it is identifying
  - j. Photos (except horticulture classes) must include the following a description. The description must be typed on white paper or label and placed on the back of the mat-board. The description must include the following:
    - Class
    - Subject
    - Location
    - Equipment Used (Specific Camera, if a Point and Shoot Camera, cell phone photograph, or DSLR); If using Point and Shoot or DSLR camera, please list specific Lens, Tripod, Trigger Release, Lighting, etc....)
    - Skill Applied from 4-H Photography Curriculum [specific page from curriculum guide should be listed]
  - k. Absolutely nothing on front of mat board except photographs and ID tag. Any other required materials are to be mounted on the back.
3. Appropriate hangers for project work is any hardware permanently attached to the project that can be displayed on a metal grid work wall via metal S hook, binder clip, or zip tie. Mat board can be displayed utilizing binder clips while stretched canvas can be displayed using S hooks.
4. Photography will be judged on, but not limited to: technical, impact, composition, creativity, presentation, and the ability of the picture to tell a story.

## NATURAL RESOURCES:

### CLASS NO.

- 764A Forest – Photograph showing Forest (large area dominated by trees) and/or Forestry Activities
- 764B Water – Photograph showing still or moving natural water system or water activity
- 764C Wildlife – Photograph showing unrestrained and live wildlife in natural habitat. Domestic animals are NOT permitted.
- 764D Natural Scenic – Photograph showing natural scene (manmade object NOT as subject of photograph).
- 764E Native Plants – 1-5 Photograph(s) of Kentucky Native Flora in natural area (NOT garden) – a plant that occurs naturally in the place where it evolved.
- 764F Insect – Photograph of insect(s) unrestrained and live in natural habitat.

## AGRICULTURE:

### CLASS NO.

- 765A Livestock – Photograph uses livestock as the main subject.
- 765B Crops – Photograph uses crops as main focus.765C Life Cycle – 1-5 photograph(s) clearly showing at least one phase of life-cycle (birth, growth, death)
- 765C Life Cycle – 1-5 photograph(s) clearly showing at least one phase of life-cycle (birth, growth,

death)

- 765D Agriculture Scenic – Landscape photograph with agriculture as the main focus.
- 765E Farm Equipment/Implement – Photograph with agriculture equipment/implement as main subject.
- 765F Companion Animal – 1 photograph with a companion animal as the subject

## LEADERSHIP:

### CLASS NO.

- 766A Formal/Candid Portrait – Photograph that shows a person as the main subject. (A formal portrait is not a snapshot but a carefully arranged pose under effective lighting conditions and a candid photograph is a photograph captured without creating a posed appearance.)
- 766B Urban Scenic – Landscape Photograph showing an Urban setting as the main subject.
- 766C Event – 1-5 Photograph(s) that are focused on a community event.
- 766D Service – Photograph that displays service learning (community service) as the main subject.
- 766E 4-H Event – 1-5 Photograph(s) that cover a 4-H event you attended.
- 766F National/International – 1-5 Photograph(s) that focus on a National or International experience.

## FCS:

### CLASS NO.

- 767A Family – Portrait or Candid Photograph of family members or event
- 767B Food Preparation – 1-5 Photograph(s) showing meal or single food item preparation
- 767C Culture – Photograph showing unique perspective of local or global culture
- 767D Fashion Portrait – Portrait Photograph with modeled fashion as the primary subject
- 767E Patterns/Design – Photograph Showing Natural or Manmade Pattern / Design
- 767F Residential – 1-5 Photograph(s) showing residence or residential area from inside and outside.

## SET:

### CLASS NO.

- 768A Mechanics – 1-5 Photograph(s) showing the applied concept of force and energy.
- 768B Architecture – Photograph showing the product of planning, designing, and constructing buildings or any other structures.
- 768C Energy – Showing the creation or expulsion of energy.
- 768D Movement – 1-5 Photograph(s) of object showing movement (manmade).
- 768E Construction – 1-5 Photograph(s) showing the steps of construction for any built structure
- 768F Machinery/Equipment – Photograph showing machinery or equipment used in construction, engineering, or repair.

## HEALTH:

### CLASS NO.

- 769A Physical Activity – Photograph that shows physical activity as the main subject.
- 769B Competitive Sports – Photograph that shows a sport as the main subject.
- 769C Healthy Lifestyle – Photograph that expresses healthy lifestyles as the main subject.
- 769D Healthy Foods – 1-5 Photograph(s) focused on healthy food or meal choices.
- 769E Careers in Health – 1-5 Photograph(s) that focus on Careers in the health and service fields as the main focus (ex. Fire, law, medicine, emergency, education).
- 769F Dealing with Stress – Photograph that illustrates a hobby or interest that helps an individual reduce stress.individual reduce stress.

## COMMUNICATIONS/EXPRESSIVE ARTS

### CLASS NO.

- 770A Music – Photograph showing music (written or performed).
- 770B Instrument/Art Utensils – Still life photograph using musical instruments or art equipment as primary subject.
- 770C Cultural Arts Event – 1-5 Photograph(s) showing attended cultural arts event (Art Show, Musical Performance, etc.).
- 770D Arts Creation – 1-5 Photograph(s) with the design, construction, and/or creation of art as the primary subject.
- 770E Created Art in Your Community – 1-5 Photographs showing local art in your county.
- 770F Word(s) – Single word spelled out using built or natural environment or words within the community with personal significance or meaning.

## **HORTICULTURAL PHOTOGRAPHY EXHIBITIONS**

Horticulture is the science, art, technology, and business concerned with intensively cultivated plants that are used by people for food, medicinal purposes, and aesthetic gratification.

### **Horticulture is divided into two categories:**

The cultivation of plants for food (pomology and olericulture):

- Pomology deals with fruit and nut crops. (not included in photography)





**ADAPTED FOOD:  
CLASS NO.**

859 **Adapted Recipe and Supporting Documents:** Using a recipe from another 4-H Food Exhibits Class, youth adapt the recipe to meet a dietary restriction. Entry will consist of: the food item, the original recipe, and an explanation of the adaption that includes 1) what the adaption is, 2) how this meets a dietary need, and 3) the new recipe.

**DIVISION 6036 - 4-H FOOD PRESERVATION EXHIBITS**

- 1. See General Rules applying to all 4-H Exhibitors and general rules applying to all exhibits other than livestock listed previously in this catalog.
- 2. A member may enter up to three classes in the Food Preservation division.
- 3. Recipes: Entries are to be made using recipes found at <https://4-h.ca.uky.edu/content/food-and-nutrition>
- 4. Canned entries must be prepared from raw produce. Re-canning of commercially processed foods is **not permitted**.
- 5. Helpful information for the following classes can be found on the National Center for Home Food Preservation website.
- 6. Jars not processed by the correct method will not be judged. Open kettle processing is not acceptable for any product.
- 7. Jars must be clear, clean STANDARD jars specifically designed for home canning. If mayonnaise or similar non-standard jars are used, the product will not be judged.
- 8. Two-piece screw bands and lids specifically designed for home canning should be left on containers.
- 9. If judges open the jar for judging purposes, do NOT eat contents of containers upon return
- 10. **Labeling:** All entries require the Preserved Food Label located at the Daviess County Co-operative Extension Office. Fill out the label completely and attach securely to the outside of the container.

**CLASS NO.**

- 861 **Dried Apples:** Dry apples according to the instructions at <https://4-h.ca.uky.edu/content/food-and-nutrition>. Place 12 pieces of dried fruit in a container which is an example of a container suitable for long term storage of dried fruit. Label package with kind of fruit and date processed. Size of the container is not being judged. Publication HE 3-501 may be helpful: <http://www2.ca.uky.edu/agc/pubs/FCS3/FCS3501/FCS3501.pdf>
- 862 **Salsa:** (pint jar or smaller) canned using a boiling water canner. Use the recipe at <https://4-h.ca.uky.edu/content/food-and-nutrition>. The USDA recommended headspace for salsa is ½ inch. Canning label must be completed by member and affixed to the jar. Publications Home Canning Salsa (FCS3-581) at <http://www2.ca.uky.edu/agc/pubs/FCS3/FCS3581/FCS3581.pdf>. Home Canning Tomatoes and Tomato Products (FCS3-580) at <http://www2.ca.uky.edu/agc/pubs/FCS3/FCS3580/FCS3580.pdf> and USDA Complete Guide to Home Canning at [http://nchfp.uga.edu/publications/publications\\_usda.html](http://nchfp.uga.edu/publications/publications_usda.html) may be helpful
- 863 **Dill Pickles:** (pint jar or smaller), canned using a boiling water canner: Use the recipe at <https://4-h.ca.uky.edu/content/food-and-nutrition>. The USDA recommended headspace for pickles: ½ inch. Canning label must be completed by member and affixed to the jar. Publications Home Canning Pickled and Fermented Foods (FCS3-582) at <http://www2.ca.uky.edu/agc/pubs/FCS3/FCS3582/FCS3582.pdf> and USDA Complete Guide to Home Canning at [http://nchfp.uga.edu/publications/publications\\_usda.html](http://nchfp.uga.edu/publications/publications_usda.html) may be helpful.

864 **Strawberry Jam:** (half pint or smaller jar), canned using a boiling water canner. Use the recipe at <http://4-h.ca.uky.edu/content/food-and-nutrition>. The USDA recommended headspace for jam is ¼ inch. Canning label must be completed by member and affixed to the jar. Write the type of fruit used on the canning label. Publications FCS3-579 at <http://www2.ca.uky.edu/agc/pubs/FCS3/FCS3579/FCS3579.pdf> and USDA Complete Guide to Home Canning: [http://nchfp.uga.edu/publications/publications\\_usda.html](http://nchfp.uga.edu/publications/publications_usda.html) may be helpful. Refrigerator and freezer jams are not appropriate for this class.

865 **Green Beans:** (One pint) canned using a pressure canner. Use the recipe at <https://4-h.ca.uky.edu/content/food-and-nutrition>. Beans may be 'raw packed' or 'hot packed' but the packing method used must be indicated on the label. The USDA recommended headspace for green beans is 1 inch. Canning label must be completed by member and affixed to the jar. Publication FCS3-583 Home Canning Vegetables at <http://www2.ca.uky.edu/agc/pubs/FCS3/FCS3583/FCS3583.pdf> and USDA Complete Guide to Home Canning at [http://nchfp.uga.edu/publications/publications\\_usda.html](http://nchfp.uga.edu/publications/publications_usda.html) may be helpful.

**DIVISION 6039 - 4-H HOME ENVIRONMENT**

- 1. See General Rules applying to all 4-H Exhibitors and general rules applying to all exhibits other than livestock listed previously in this catalog.
- 2. A member may enter up to two classes within ONE of the Units I through Advanced and one class in Changing Spaces in the Home Environment Division.
- 3. Items normally hung on the wall, such as pictures and bulletin boards must be ready to hang with appropriate hardware permanently attached. Items will be exhibited on a wall made of metal grids using S hooks, binder clips, or zip ties if moving on to the State Fair. Entries mounted on mat or foam core board do not require hardware, they will be hung on the wall using binder clips.
- 4. "Refinished" item refers to an item already in use which has been given a new finish using paint or some type of seal.
- 5. Write the member's name, county, and class number on the front of the sheet, folder or notebook of documentation. Attach documentation to item with a safety pin or binder clip.
- 6. : To insure that all parts of the exhibit make it back to the participant, "hide" a small label (with a minimum of the 4-H'ers name and county) on EVERY part that might become separated from others; these should not be visible to the public when displayed.

**UNIT I EXHIBITS FROM EXPLORING YOUR HOME PROJECT BOOK:  
CLASS NO.**

- 887 **Color Collage** (pg. 10, activity 3): A collage of color created by the member to depict colors liked by the member. A collage is made up of a collection of objects (such as paper, fabric, wrapping paper, wallpaper, carpet, or other materials) artistically arranged and adhered to a mat board or foam core board.
- 888 **Texture Collage** (pg. 10, see activities 1 & 2): A collection of textured items or rubbings of textured items artistically arranged and adhered to mat board or foam core board.
- 889 **Transparent finish applied to small wood object** (pg. 16): Apply a clear finish such as Tung oil, penetrating seal, or polyurethane which does not include stain to a small wood object such as a bowl, tray, board game, or box. A transparent finish allows the wood grain to show through. Judging emphasis will be on how well the object is prepared for the finish and how well the finish has been applied, not the construction of the wood object. The wood object may be made by the member, made by someone else, purchased, or found. Items that are stained or finished with paint do not fit in this class.



- g. Specimen and label are not numbered
- h. Duplicate specimens are used to reach minimum number. However, varieties of the same rock or mineral are acceptable if the specimen is identified by a different name (i.e., quartz, smoky quartz, amethyst, agate, chert, flint or calcite, Iceland spar, aragonite, travertine). Also acceptable if the duplicate specimen has an adjective in front of the specimen (i.e., calcite, red calcite, or limestone, fossiliferous limestone, oolitic limestone). If each entry in that class has duplicate named specimens, then each entry may qualify for class champion, but will not be eligible for grand champion.

13. The following scorecard will be used to judge geology exhibits:

- a. Correct identification and labeling – 5 points for each specimen. (Collections will be judged more favorably that have different types of specimens, rather than many different varieties of the same rock, mineral, or fossil; i.e., gray limestone, light gray limestone, dark gray limestone, or red calcite, blue calcite, green calcite).
- b. Cards/specimen: 1 point each that each specimen has the label completely filled out, along with specimen number.
- c. Found on site: Since this is an exercise in becoming familiar with rocks, minerals, and fossils, an extra 1 point will be given for specimens that are found rather than purchased or given as gifts. (Be sure to ask permission if you have to enter private property. The Internet is a good place to search for rock clubs and geological surveys of your and other states for information on collecting localities).
- d. Neatness, arrangements, background – 20 points for total exhibit.

14. 4-H'ers entering fifth year and up cannot enter the same exhibit that has been judged in any previous State Fair.

*For each of the classes, specimens may consist of rocks, minerals, and/or fossils. There is a separate label for rocks, minerals, and/or fossils (three different labels).*

#### **CLASS NO.**

- 715 First Year Geology – Consisting of 15 different specimens.
- 716 Second Year Geology – Consisting of 25 different specimens (up to 12 may be from previous project year) (no more than 2 boxes).
- 717 Third Year Geology – Consisting of 35 different specimens (up to 17 may be from previous project year) (no more than 2 boxes).
- 718 Fourth Year Geology – Consisting of 50 different specimens (up to 25 may be from previous project year) (no more than 2 boxes).
- 719 Special collection for fifth year or more members – creative, advanced display of member's choosing that depicts a geological process, theme, story, or manufacturing process. Posters, notebooks, and written narratives may be included.

#### **DIVISION 6024 - 4-H ARTS**

1. See General Rules applying to all 4-H Exhibitors and general rules applying to all exhibits other than livestock listed previously in this catalog.
2. All classes are from Portfolio Pathways (Section A) and Sketchbook Crossroads (Section B), and Getting Started in Art 4-H Core Curriculum except for Trends and Heritage Arts.
3. **Seniors (aged 14-19) must submit an artist statement. Also, juniors (aged 9-13) who submit a heritage art item must also fill out an artist statement.** Which includes the following information typed and attached to your piece of art.

- a. Name
- b. County
- c. Class
- d. Title of Work
- e. Materials Used
- f. Explanation of where you got your inspiration or ideas from in creating this work
- g. Explanation of elements and principles of design that pertain to your work
- h. What kind of message were you trying to communicate?
- i. How does this represent you as an artist?
- j. Heritage Crafts: Please tell the history of the piece including why and where it was first created.

4. **Each exhibitor may enter only two (2) classes per Sections A, B, and C per year. That means an exhibitor's name may appear up to 6 times.**

5. Tags (4LO-11SO) must be attached to the lower right front corner of paintings, drawings, etc. For all other exhibits, neatly secure the ID card where it can be seen when displayed. For items with more than one piece, a description on the back of the ID card is suggested with number of pieces, color, etc. In addition, label each item in an inconspicuous location with name and county (clothing label 4LO-12SO may be utilized).

6. Appropriate hangers for project work is any hardware permanently attached to the project that can be displayed on a metal grid work wall via metal S hook, binder clip, or zip tie. Mat

board can be displayed utilizing binder clips while stretched canvas can be displayed using S hooks.

7. Small items, which are easily separated or destroyed, may be placed in small plastic bags. For items with more than one piece, a description on the back of the ID card is suggested with the number of pieces, color, etc. In addition, label each piece in an inconspicuous location with name and county (clothing label 4LO-12SO may be utilized).
8. Some classes have specific size requirements, for all others, the maximum is 30" x 30"
9. Frames with glass are not permitted.
10. Subject matter must be "family-friendly" in context.

#### **SECTION A: PORTFOLIO PATHWAYS**

##### **PAINTING:**

##### **CLASS NO.**

- 727A Junior Acrylic – (pg. 12) Using acrylic paint to create a painting.
- 727B Senior Acrylic – (pg.12) same as Junior.
- 728A Junior Water Color – (pg. 14) Using watercolors and a variety of techniques to complete a painting on watercolor paper.
- 728B Senior Water Color – (pg. 14) same as Junior.
- 729A Junior Abstract – (pg. 18) Using acrylic paints experiment with abstract designs to complete a painting.
- 729B Senior Abstract – (pg. 18) same as Junior.
- 730A Junior Sand Painting – (pg. 20) On sanded plywood or particle board. Explore painting with colored sand mixed with glue.
- 730B Senior Sand Painting – (pg. 20) same as Junior.
- 731A Junior Self Portrait – (pg.22) Use a medium of your choice. Complete a self-portrait using any drawing or painting technique.
- 731B Senior Self Portrait – (pg. 22) same as Junior.
- 732A Junior Human Action – (pg.24) Using acrylic or watercolor paints, capture humans in action using vivid colors, lines, and texture when painting.
- 732B Senior Human Action – (pg.24) same as Junior.
- 733A Junior Oil Painting – (pg.26) Using oils on canvas or canvas board. Experiment with different techniques of laying oil to canvas to create a finished painting.
- 733B Senior Oil Painting – (pg.26) same as Junior.
- 734A Junior Oil Pastel – Using oil pastels on canvas or canvas board, create a finished work of art.
- 734B Senior Oil Pastel – same as Junior.

##### **PRINTING:**

##### **CLASS NO.**

- 736A Junior Blueprint Paper Print – (pg.40) On blueprint paper, create a sun print at least 5½" x 8½", using cyanotype or Light or sun-sensitive paper.
- 736B Senior Blueprint Paper Print – same as Junior.
- 738A Junior Wax Resist Print – (pg.44) Create intricate designs for printing using a wax-resist method.
- 738B Senior Wax Resist Print – same as Junior.
- 739A Junior Tire Stamp Print – (pg.46) Cut pieces of inner tube tire, glue them onto a

wood block, and print using a stamp pad. Entry must include print and stamp.

- 739B Senior Tire Stamp Print – same as Junior.
- 740A Junior Linoleum Print – (pg.48) Create linoleum print using linoleum block on paper.
- 740B Senior Linoleum Print – same as Junior.

##### **GRAPHIC DESIGN:**

##### **CLASS NO.**

- 743A Junior 5 Color Design – (pg. 62-63) Create (2) two 8" x 10" pieces. 5 color designs are identical except for (1) one color. Change (1) one color to create a second design. Use paint, paper, or computer graphics program. Mount on a mat board.
- 743B Senior 5 Color Design – same as Junior.
- 744A Junior Computer Drawing – (pg.70) Explore the use of computer tools and techniques to doodle, draw, and replicate images. Print out each design showing the use of various tools.
- 744B Senior Computer Drawing: same as Junior.

#### **SECTION B: SKETCHBOOK CROSSROADS**

##### **DRAWING:**

##### **CLASS NO.**

- 745A Junior Black Pencil Drawing – (pg.12) Draw using a black pencil.
- 745B Senior Black Pencil Drawing – same as Junior.



significance to the family; study of furniture styles including pictures and history; study of old buildings in the community including photos and descriptions of the architectural significance, period of history, uses of the buildings; create an item after learning a heritage or craft skill...especially from an older family member or friend and describe how skill was learned, how interest was stimulated and how you will use item and skill.

**Major Home Improvement Experience:** Complete a major home improvement project. The exhibit is to be made up of a notebook which describes the project, tell whether project was an individual project or a group or family project, describe the do-it-yourself skills learned time and cost involved. Include before, during, and after photographs, if possible. Examples: improve storage areas in the house or garage; paint the house; wallpaper and decorate a room; remodel the basement.

**CHANGING SPACES:**  
**CLASS NO.**

**Design Style Board:** There are many styles of design that youth can be drawn to, some examples include but are not limited to: American Traditional, Shabby Chic, Industrial, Southwestern, and Arts and Crafts. Youth will identify one of the styles they are particularly drawn to and create a style board that represents that style. This can include fabrics, magazines, and online photos, furniture, lighting, and room photos. As well as other representative artifacts that represent the style. Minimum size 8½" x 11". Maximum size 11" x 17" on mat or foam board. Make sure the name of the style youth are trying to portray is visible on the display.

**House Floor Plan:** This exhibit is to be made up of two parts: 1) mounted house plan and 2) folder of the documentation described below. Include bedroom(s), bath(s), living space, kitchen, door(s) and window(s). Including a garage is optional. Minimum size 8½" x 11". Maximum size 11" x 17" on mat board or foam board. Documentation should include answers to these questions: 1. Did you look at other floor plans for inspiration? 2. What type of roof does your house have? 3. Did you consider how a family member who is disabled (for instance, a wheelchair user) might get around in your home?

**Presentation Board – Color Scheme for One Room:** This exhibit is to be made up of two parts: 1) a presentation board as described below and 2) a folder of the documentation described below. Create a presentation board which illustrates a **color scheme** for any room in the home. On mat board or foam board, mount color pictures or actual swatches of fabric, wall covering, paint, and flooring. (Color pictures may be downloaded and printed or cut from magazines to represent these items.) The mounting board should be 15" or 16" x 20". In the folder, describe the person who lives in the room and the decisions required in selecting the color scheme.

**DIVISION 6040 - CONSUMER AND FINANCIAL EDUCATION**

- See General Rules applying to all 4-H Exhibitors and general rules applying to all exhibits other than livestock listed previously in this catalog.
- Classes in Division:** Classes 914-915 for grades 4-5; Classes 916-917 for grades 6-8; Classes 918-920 for grades 9-12.
- A member may enter **only one class** in the Consumer and Financial Education Division.
- Create poster on 20" wide X 30" high foam core board or sturdy cardboard (**vertical direction**).
- Judging criteria will be based on theme, poster design (lettering, attractiveness, how well it conveys a message), and narrative. Posters will not be considered for class champion if they do not include the narrative or do not conform to the topics specified in the class description.
- Information for the following classes can be found in the 4-H Consumer Savvy project manuals—The Consumer in Me, Consumer Wise, and Consumer Roadmap.

- Posters that do not include a narrative or do not conform to the topics specified in the class description will not be judged.
- Labeling: Attach the Identification Card securely to the front of the poster, in the **bottom right corner**. It must not protrude beyond edge of poster.

**LEVEL 1 (GRADES 4-5): THE CONSUMER IN ME:**

- Poster on "Bargain Shopping"** – For grades 4-5; complete a cost comparison chart for one product you and your family use as outlined in the activities under "Bargain Shopping" on pg. 20-21. Use 20" x 30" foam core board or cardboard, turned in a vertical direction. Write a narrative telling how the decision-making process was used to reach your final choice; include answers to the questions in "Check This Out!" on pg. 21. At the end of the narrative, list the sources of information used in researching the topic. Make a poster on "comparison shopping." Include name, age, and county at top of narrative. The narrative can be handwritten or a computer printout; single or double spaced; on plain white or notebook paper – one to two pages, written/printed on front side only. Place the narrative in a plastic sleeve. Attach the sleeve to the back of the poster with tape or a binder clip.
- Poster on "What is the Best Buy?"** – For grades 4-5; complete a cost comparison chart for two products in three different sizes as outlined in the activities on pg. 22-23. Use 20" x 30" foam core board or cardboard, turned in a vertical direction. Write a narrative telling how the decision making process was used to reach your final choice; include answers to the question in "Check This Out!" on pg. 23. At the end of the narrative, list the sources of information used in researching the topic. Make a poster on "checking prices". Include name, age, and county at top of narrative. The narrative can be handwritten or a computer printout; single or double spaced; on plain white or notebook paper – one to two pages, written/printed on front side only. Place the narrative in a plastic sleeve. Attach the sleeve to the back of the poster with tape or a binder clip.

**LEVEL 2 (GRADES 6-8): CONSUMER WISE:**  
**CLASS NO.**

- Poster on "Media and the Marketplace"** – For grades 6-8; complete a commercial comparison as outlined in the activities on pg. 18-19. Use 20" x 30" foam core board or cardboard, turned in a vertical direction. Write a narrative of your answers to the questions in "Check This Out!" on pg. 19 and tell what conclusions you were able to draw from the experience. At the end of the narrative, list the sources of information you used in researching your topic. Make a poster related to "advertising aimed at young people" – Include name, age, and county at top of narrative. The narrative can be handwritten or a computer printout; single or double spaced; on plain white or notebook paper – one to two pages, written/printed on front side only. Place the narrative in a plastic sleeve. Attach the sleeve to the back of the poster with tape or a binder clip.
- Poster on "Decision! Decisions! Decide!"** – For grades 6-8; complete the 6-Step Decision Making process on any item you wish to purchase as outlined in the activities on pg. 12-13. Use 20" x 30" foam core board or cardboard, turned in a vertical direction. Write a narrative of your answers to the questions in "Check This Out!" on pg. 13 and tell what conclusions you were able to draw from the experience. At the end of the narrative, list the sources of information you used in researching your topic. Make a poster related to "the consumer decision-making process". Include name, age, and county at top of narrative. The narrative can be handwritten or a computer printout; single or double spaced; on plain white or notebook paper – one to two pages, written/printed on front side only. Place of the narrative in a plastic sleeve. Attach the sleeve to the back of the poster with tape or a binder clip.





# ADAMS & WHITT

## PERIODONTICS, PSC

---

EXCELLENCE IN PERIODONTICS & DENTAL IMPLANTS



# SCAN TO FIND YOUR PATH

OWENSBORO.KCTCS.EDU

NEXT TERM  
STARTS SOON



FALL REGISTRATION  
**NOW OPEN!**



**OWENSBORO**  
COMMUNITY  
& TECHNICAL **COLLEGE**

OCTC is an equal opportunity employer and education institution. 2024



## Partnering together throughout your life

It's a simple but powerful approach: Learning what's most important to you and helping build the future you envision. And we'll be there if anything changes along the way to help you adapt and stay on track.



**Nathan Baer**  
Financial Advisor  
207 Phillips Ct  
Owensboro, KY 42303  
270-926-3626



**Tycen R Brock**  
Financial Advisor  
2107 Frederica St  
Owensboro, KY 42301  
270-926-7454



**Rusty Burton**  
**AAMS<sup>™</sup>**  
Financial Advisor  
2816 Veach Rd Bldg 1 Suite 102  
Owensboro, KY 42303  
270-926-9700



**Robynn J Clark**  
**AAMS<sup>™</sup>**  
Financial Advisor  
4921 Goetz Dr Suite 6  
Owensboro, KY 42301  
270-240-2968



**Katie Goins**  
Financial Advisor  
3211 Frederica St Suite I  
Owensboro, KY 42301  
270-685-5144



**Katie Kolonich**  
**ABFP<sup>™</sup>, AAMS<sup>™</sup>**  
Financial Advisor  
3310 Professional Park Ste 102  
Owensboro, KY 42303  
270-684-2316



**Ed Krahwinkel**  
Financial Advisor  
207 Phillips Court  
Owensboro, KY 42303  
270-684-5722



**David W Renshaw**  
**AAMS<sup>™</sup>**  
Financial Advisor  
1115 Tamarack  
Suite 900  
Owensboro, KY 42301  
270-684-4150



**Corbin Wilson**  
**AAMS<sup>™</sup>**  
Financial Advisor  
2900 Veach Rd Ste 1  
Owensboro, KY 42303  
270-926-9575



**Kevin J Young**  
Financial Advisor  
1605 Scherm Rd Suite 2  
Owensboro, KY 42301  
270-926-9516





689B

Third year project – 100-150 photographs total, minimum of 10 orders, all identified with common names except immature stages. Photos of at least one arthropod egg, nymph, larva, and pupa— identified to order, no common name needed—should be included as a part of the 100-150 photos). Specifications for exhibits are the same as for 688B except:

- a. Each image will include a 400X300 pixel (or larger if necessary) white notation box with important information about the photo. This notation field may be placed anywhere inside the image, including inside black bars (if present). Fonts may vary based on the 4-Her's software, but we recommend Ariel, 18pt, black, non-bold, or larger. The notation field will include the following information, with one space between each line: [4-H'er's Name, County, Lot Number, Class Number] [Date of original photograph] / [Location of original photograph. Location may be in the form of a street/city/zip code address or GPS coordinates.] [Brand and type of camera or camera phone] [Settings, including type of lens, relevant camera settings, and "flash" or "no flash"] [Insect Order – Common Name (if applicable)] [Life stage identified for all non-adult arthropods]
- b. Third year entomology photography exhibits are judged on the following categories: Diversity, Inclusion of life stages, Identification, Labels, and Quality of Photographs. Check with county 4-H Agent for point distribution on score sheet.
- c. Identification to order (or class for non-insect arthropods) is necessary for any eggs, nymphs, larvae, pupae, and adult insects in the project; common name identification is necessary for all adult arthropods in the project.
- d. No images from previous insect photography projects may be reused for this project.

690A

Fourth year project – Three 9" x 13" official cardboard boxes, or two 18" x 24" wooden boxes, with minimum of 12 orders and 150 insects, no maximum. An addition cardboard or wooden box with an example of insect damage, the stage of the insect causing the damage and any other stage of the insect that helps identify the problem. Include information in the display that tells how the insect is controlled. Life cycle of two insects may be displayed if desired.

690B

Fourth year project –150 photographs minimum, no maximum, 12 orders minimum, all identified with common names except immature stages. Photos of at least one arthropod egg, nymph, larva, and pupa—identified to order, no common name needed—should be included as a part of the 150+ photos. Specifications for exhibits are the same as 689B except for the additional number of photographs. No images from previous insect photography projects may be reused for this project.

690C

Junior Level Entomology Video Project – 1-3 minute entomology video submitted to social media platform (YouTube or TikTok), focusing on one insect or insect relative (including arachnids, centipedes, millipedes, and crustaceans) that lives in Kentucky. Specifications:

- Video may be created on any video-editing platform and may include editing, cuts, text, special effects, filters, still images, music, and narration.
- The final video will be uploaded by the 4-Her onto YouTube or TikTok, either to an account managed by local County Extension staff or to an account managed by the 4-Her. If the County Office is managing the account, they will provide a link to the video to blaken@uky.edu. If the 4-Her chooses to upload the video with privacy settings, the final video may be shared as a link to blaken@uky.edu (for YouTube videos) or direct messaged to @kentucky\_bugs (for TikTok videos) prior to St. Fair project submission deadlines.
- The video should begin with an introduction from the 4-Her which includes the following information: First Name, County Name, Name of Project ("Junior Level Kentucky 4-H Entomology Video Project"), Common Name of Insect (or insect relative), Scientific Order Name of Insect (or insect relative).
- The 4-Her may appear in the video if they elect to do so and if they have a H-328 photo consent form on file (<https://entomology.ca.uky.edu/file/photo-imageconsentformh-328pdf>). The inclusion of 4-H logos (such as on a T-shirt, or on a County Extension sign) in the video is encouraged. Videos may be used by the University of Kentucky on websites or social media for education or entertainment purposes.
- The video should focus on a single kind of native or non-native insect or insect relative that lives wild in Kentucky. The video does not have to focus on a single species, but needs to be more specific than the Order level. For instance, a video on "wolf spiders" would be acceptable, but "spiders" would be too general for this project. Similarly, "lady beetles" would be an appropriate topic, but "beetles" is too general.

- The video may cover any factual information about the creature including: habitat, feeding strategies, defense, range, life cycle, impacts to humans, conservation status. Additional content, (such as folklore, humor, or personal experiences with the creatures) may be included but should account for less than 50% of the content. Information may be delivered via narration (live or overdubbed), text/subtitles, or a combination.
- Any media used in the video must be generated by the 4-Her. Images, video clips, music or sound clips from other creators should not be used, with the exception of licensed TikTok background music.

691

Fifth year project (may be repeated for successive years of eligibility but must be a different exhibit. No exhibit that has been judged in any previous State Fair may be entered.) Any type of display that pertains to experiences beyond those of previous projects. Special collections of native and/or exotic butterflies, beetles to some other insect order; a study in depth of one insect or small group of insects: a display of insect camouflage: a display of plastic embedded insects: a collection of insect larvae and nymphs are examples. Charts, photographs, models or any other visual aids may be used. 4-H'ers are encouraged to write a short (1 or 2 paragraphs) statement developing the theme of their fifth year display.

691B

4-Her may repeat the fourth year project with all new photographs, or submit a creative digital project that is different from the previous projects. Examples may include: a documentary on a beneficial or pest insect based on video footage and photos curated by the 4-Her; a webpage covering an aspect of entomology, featuring the 4-Hers digital photographs; a short online social media course that teaches viewers about some aspect of entomology. This project may be repeated for successive years of eligibility but must be a different exhibit each year (or a repeat of the 4th year project with new photos).

691C

Senior Level Entomology Video Project – 1-3 minute entomology video submitted to social media platform (YouTube or TikTok), focusing on the insect or insect relative (including arachnids, centipedes, millipedes, and crustaceans) that lives in Kentucky. Specifications: same as 690C except for Senior level.

## HONEY

Honey will show better in oval, flat sided to square clear glass containers. 4-H'ers must use standard honey jars. **Wide-mouth mason jars or wide-mouth honey jars may be used. The jars and lids must be clean. Fill jars to the "fill line". The "fill line" is the continuous ring that circles the jar and not necessarily the threads that help hold the lid. Note: Two jars must be submitted for the following classes.**

Display cases for capped honey may be made by 4-H'ers or bought from a store, but they must be bee-proof and have a removable top in order for the judge to check moisture. One frame per container.

Observation hives shall be secure from opening to the satisfaction of the superintendent. This shall include the top of the observation hive and all holes and openings. Openings should be secured by screws or locks. Observation hives may be picked up after the end of judging on Tuesday of the fair.

## CLASS NO.

- |     |  |
|-----|--|
| 692 | Two one-pound glass Queenline or Classic jars of white extracted honey.      |
| 693 | Two one-pound glass Queenline or Classic jars of light amber extracted honey |
| 694 | Two one-pound glass Queenline or Classic jars of amber extracted honey       |
| 695 | Two one-pound glass Queenline or Classic jars of dark amber extracted honey  |
| 696 | Two wide mouth pints or Classic jars of chunk honey, any color.              |



**Unique Rule or Instructions:**

- a. Create poster on 20" wide by 30" high foam core board or sturdy cardboard (turned in a vertical direction).
- b. The use of pencil on the front of the poster is discouraged.
- c. Judging criteria will be based on theme, poster design (lettering, attractiveness, how well it conveys a message), and narrative.
- d. Information for the class can be found in Kentucky 4-H 21st Century Skills for Success curriculum.
- e. Posters that do not include the narrative or do not conform to the topics specified in the class description will not be judged.

**4-H WORKFORCE PREPARATION PROJECT:**

**CLASS NO.**

- 925 Senior Division: Resume – one page resume using Microsoft Word. See the Kentucky 4-H Workforce Preparation and Career Readiness Curriculum <https://4-h.ca.uky.edu/rg/workforce-prep>.
- 925A Junior Division – In this project, 4-H'ers will interview someone in their community and create a poster showing the results of the interview. The person should work in a field of the 4-H'er is interested in pursuing. Topics to cover interview include: first name of interviewee, position title, responsibilities, experiences, education or training needed, why chosen, challenges, and successes in the position. A one-page narrative describing the process should be attached to the back of the poster.

**DIVISION 6041.2 - 4-H CIVIC ENGAGEMENT/SERVICE LEARNING**

- 1. See General Rules applying to all 4-H Exhibitors and general rules applying to all exhibits other than livestock listed previously in this catalog.
- 2. Appropriate hangers for project work is any hardware permanently attached to the project that will be displayed on a metal grid work wall via metal S hook, binder clip, or zip tie.
- 3. Exhibits MUST correspond to:
  - a. Any project or activity from the KY 4-H Civic Engagement and Service curriculum.
  - b. Only pages relevant to project are needed. Additional pages are allowed but will not be considered by the judges.
  - c. The 4-H ID card (4LO-11SO) should be securely attached to the outside lower right-hand corner of the outside corner.
- 4. An exhibitor is limited to one set of record pages in each division for a total of three (3) entries.

**Unique Rule or Instructions:**

- a. Create poster on 20" wide by 30" high foam core board or sturdy cardboard (turned in a vertical direction).
- b. The use of pencil on the front of the poster is discouraged.
- c. Judging criteria will be based on theme, poster design (lettering, attractiveness, how well it conveys a message), and narrative.
- d. Information for the class can be found in Kentucky 4-H 21st Century Skills for Success curriculum.
- e. Posters that do not include the narrative or do not conform to the topics specified in the class description will not be judged.

**CLASS NO.**

- 926A Junior Division Civic Engagement and Service – In this project for grades 4-8, 4-Hers will interview a community worker (helper) and create a poster showing the results of the interview. Community workers are described as people who work in the community for its overall well-being. Examples of community workers/helpers are plumbers, carpenters, traffic police, doctors, teachers, and safety personnel. Community workers work for the people residing in the community. They solve problems that we experience in daily life. Poster to include: first name of worker, title, responsibilities, education/training, challenges, and success, and why they want to help their community. A one-page narrative describing the process should be attached to the back of the paper.
- 926B Senior Division Civic Engagement and Service – In this project for grades 9-12, 4-Hers will create a poster showing the process of completing a service project from beginning to end. Service learning is a method through which 4-Hers learn and develop through active participation in thoughtfully organized service that
  - is conducted in and meets the needs of a community;
  - is coordinated with a community service program, and with the community; and
  - helps foster civic responsibility

Poster to include when the project was completed, why there is a need, what the most effective plan was, the service that was done, and the results of the service project. A one-page narrative describing the process should be attached to the back of the paper.

**DIVISION 6042- KENTUCKY 4-H TRENDS**

- 1. See General Rules applying to all 4-H Exhibitors and general rules applying to all exhibits other than livestock listed previously in this catalog.
- 2. A member may enter **up to 3** classes within the 4-H Trends Division.
- 3. All exhibits must have been made since the last County Fair.
- 4. Each exhibit must be properly labeled. Place ID tag (4LO-11SO) in the most visible place on the exhibit, preferably on the **lower right-hand corner**. Labels may be securely taped, attached with a rubber band through a hole in the corner or safety pinned (fabric items). To ensure that all parts of the exhibit make it back to the 4-H'er, "hide" a small label (with a minimum of the 4-H'ers name and name) on EVERY parts that might become separated from others; these should not be visible to the public when displayed.
- 5. All photography classes with one photograph must be mounted on 10" x 16" MAT BOARD (no poster board or foam core board accepted). Single photographs are limited to up to a maximum size of 8" x 12".
- 6. Each picture must be mounted securely. Rubber cement or dry mounting tissue is recommended. **Do not use** photo mounting corners.
- 7. Junior division includes ages 9-13; Senior division includes ages 14-18.

**UPCYCLING PROJECT:**

Upcycling is taking something that you are throwing away and making it into something that maintains or improves the quality of the materials. Example: There are coin purses made from sweaters, earrings cut out of vinyl records and an old travel case made into a clock. The designs will be judged on quality, use, and creativity.

**CLASS NO.**

- 1050 Junior Upcycling Project
- 1051 Senior Upcycling Project

**4-H CAKE DECORATING:**

- 1. Entry consists of a decorated (Styrofoam) cake.
- 2. Styrofoam MUST be the base for the decorating. Real cakes will NOT be accepted.
- 3. Judging is based on decoration only not taste.
- 4. Exhibit is not limited to a color or design.
- 5. Refrigeration will NOT be provided.



# 2023 CAKE PHOTOGRAPHY DIVISIONS 4004, 4005

Daviess County Fair is not responsible for lost or damaged entries.

## GENERAL RULES

1. All entries must be entered at the Exhibit Building on **Tuesday of fair week** from 4:00 – 7:00 p.m. Entries and **premiums** may be picked up from 2:00 – 4:00 p.m., **Sunday after the fair**.
2. Any photo print up to 16" x 20" is permitted and must be mounted proportionately and securely to mat board or foam core board. The board can not be larger than 16" x 20". A square photo may be mounted and matted on any 16" square or smaller.
3. The thickness of the entry must not be greater than ½ inch.
4. Print your name on the back of the entry. Do not put your name on the front of the entry itself. *If you do not wish to reclaim your entry after the fair closes, write "recycle" on the back of the entry.*
5. Panorama 3:1 ratio, "postage stamp" size, collage-cut, and shaped photos are welcome using full artistic license.
6. Prints on all media are welcome. Regardless of the type of print, a blackboard will reinforce your mount allowing the use of alligator clips hanging on a pegboard.
7. The following is PROHIBITED: Glass coverings, frames, wires, clips, strings, thin poster board, Masonite, or any sticky substances felt on any part of the front or back of any entry.
8. All correctly tagged entries are pre-screened upon check-in by volunteers, handled by runners, and immediately displayed by volunteers and staff according to the class # entry tag.
9. Entries not meeting the stated specifications will be immediately returned to the exhibitor upon disqualification at the check-in table.
10. Hand-tinted images or monochrome images that have been digitally manipulated to show a specific color (such as a red dress in a black & white print) must be entered in the color classes.

**Best Aspiring Entry – \$25 & Rosette**  
**Best Accomplished Entry – \$25 & Rosette**

**Awards in each class:**

**1ST \$10.00**  
**2ND \$8.00**  
**3RD \$6.00**

## DIVISION 4004 – ASPIRING PHOTOGRAPHY

- This division is for intermediate and novice photographers. For purposes of this fair competition, you are considered "ASPIRING" if you have never entered before or have won a blue ribbon but do not sell photographs as described in the Accomplished Division. Entrants must abide by all entry rules of the Photography Divisions.
- Each entrant is permitted one entry only in each class. Photographs may not duplicate an image used in any other class (i.e. color to monochrome). Duplicates will be eliminated from the competition.
- All photographs must be the artist's original work (with the exception of the actual printing).

## MONOCHROME (BLACK & WHITE OR TONED, INCLUDING SEPIA)

CLASS	DESCRIPTION
60	PEOPLE and/or ANIMALS – Two or more subjects depicted in posed or candid compositions. <i>The subjects must be people and/or animals.</i>
61	PLACES – The subject of the photo can be any local or global place. The tag must name the photographed location. Can include scenic, natural landmarks, and urban environments. People/animals may be in the photograph but not portrayed as the main subject.
62	THINGS (Digital Art) – Grouped arrangements of objects, collectibles, still life, or other "stuff". Use interior lighting or best use (window) natural lighting. No pets or people. Can include books, art, toys, tables, food, tools, furniture, etc.
<b>COLOR</b>	
70	PEOPLE and/or ANIMALS – Two or more subjects depicted in posed or candid compositions. <i>The subjects must be people and/or animals.</i>
71	PLACES – The subject of the photo can be any local or global place. The tag must name the photographed location. Can include scenic, natural landmarks, and urban environments. <i>People/animals may be in the photograph but not portrayed as the main subject.</i>
72	THINGS (Digital Art) – Grouped arrangements of objects, collectibles, still life, or other "stuff". Use interior lighting or best use (window) natural lighting. No pets or people. Can include books, art, toys, tables, food, tools, furniture, etc.

## DIVISION 4005 – ACCOMPLISHED PHOTOGRAPHY

- For purposes of this fair competition, you are considered "ACCOMPLISHED" if you take photos and sell them, are a teacher of photography, or operate a commercial studio.
- Exhibitors who are eligible to enter the accomplished division may NOT enter the aspiring division (4004 intermediate and novice).
- Each entrant is permitted one entry only in each class. Photographs may not duplicate an image used in any other class (i.e. color to monochrome). Duplicates will be eliminated from the competition.
- Photographs entered must be prints of your original captured image and must present one of the following photographic class categories and must be tagged correctly for that specific class.
- Judges will reward artistic merit and look for prints demonstrating photographic excellence. All awards and honorable mention ribbons will be awarded at the judges' discretion.

## MONOCHROME (BLACK & WHITE OR TONED, INCLUDING SEPIA)

CLASS	DESCRIPTION
80	PEOPLE and/or ANIMALS – Two or more subjects depicted in posed or candid compositions. <i>The subjects must be people and/or animals.</i>
81	PLACES – The subject of the photo can be any local or global place. The tag must name the photographed location. Can include scenic, natural landmarks, and urban environments. <i>People/animals may be in the photograph but not portrayed as the main subject.</i>
82	THINGS (Digital Art) – Grouped arrangements of objects, collectibles, still life, or other "stuff". Use interior lighting or best use (window) natural lighting. No pets or people. Can include books, art, toys, tables, food, tools, furniture, etc.

## COLOR

CLASS	DESCRIPTION
90	PEOPLE and/or ANIMALS – Two or more subjects depicted in posed or candid compositions. <i>The subjects must be people and/or animals.</i>
91	PLACES – The subject of the photo can be any local or global place. The tag must name the photographed location. Can include scenic, natural landmarks, and urban environments. <i>People/animals may be in the photograph but not portrayed as the main subject.</i>
92	THINGS (Digital Art) – Grouped arrangements of objects, collectibles, still life, or other "stuff". Use interior lighting or best use (window) natural lighting. No pets or people. Can include books, art, toys, tables, food, tools, furniture, etc.





# 2024 CROPS PREMIUM LIST

Approved by Kentucky Department of Agriculture, Division of Show and Fairs, Frankfort, Kentucky

## RULES

1. Entries must be entered at the Exhibit Building from **Tuesday of fair week 4:00 – 7:00 p.m.** Entries and **premiums** may be picked up from **2:00 – 4:00 p.m., Sunday after the fair.**
2. ALL ENTRIES BECOME PROPERTY OF THE FAIR.
3. In crop entries, the judges will consider uniformity in size and color, freedom from blemishes or signs of disease, cleanliness, and designated number for each category in the selection of winning entries.
4. All entries of fruit, vegetables, and flowers not picked up by 4:00 p.m. on Sunday, July 23, will be disposed of properly. Fruits and vegetables will be disposed of as they begin to rot during the fair.

## FARM CROPS

CLASS CROP	1ST	2ND	3RD	4TH
1 Burley Tobacco, 1 Stick of 5 Stalks	\$20.00	\$17.00	\$15.00	\$10.00
2 Dark Air Cured Tobacco, 1 Stick of 5 Stalks	\$20.00	\$17.00	\$15.00	\$10.00
3 Connecticut Broadleaf Tobacco, 1 stick of 5 Stalks	\$20.00	\$17.00	\$15.00	\$10.00
4 Soybeans, 3 Plants (with seed pods)	\$15.00	\$10.00	\$8.00	\$7.00
5 Soybeans, 3 Plants (without seed pods)	\$15.00	\$10.00	\$8.00	\$7.00
6 2022 Yellow Corn, 3 Ears (without husks)	\$15.00	\$10.00	\$8.00	\$7.00
7 2022 Wheat Grain, 1 Quart	\$15.00	\$10.00	\$8.00	\$7.00

## FRUITS

CLASS CROP	1ST	2ND	3RD	4TH
22 Blueberry, 1 Cup	\$8.00	\$6.00	\$5.00	\$4.00
23 Apples, Summer, 4	\$8.00	\$6.00	\$5.00	\$4.00
24 Blackberries, 1 cup	\$8.00	\$6.00	\$5.00	\$4.00
25 Peaches, Any Type, 4	\$8.00	\$6.00	\$5.00	\$4.00

## VEGETABLES & MELONS

CLASS CROP	1ST	2ND	3RD	4TH
50 Beans, Bush, 1 Dozen	\$6.00	\$5.00	\$4.00	\$3.00
51 Beans, Pole, 1 Dozen	\$6.00	\$5.00	\$4.00	\$3.00
52 Beans, Lima, 10 in hull	\$6.00	\$5.00	\$4.00	\$3.00
53 Beets, Any Variety, 4, remove leaves	\$6.00	\$5.00	\$4.00	\$3.00
54 Cabbage, 1 Head	\$6.00	\$5.00	\$4.00	\$3.00
55 Cabbage, Largest Head	\$6.00	\$5.00	\$4.00	\$3.00
56 Cantaloupe, 1	\$6.00	\$5.00	\$4.00	\$3.00
57 Carrots, Any Variety, 4, remove leaves	\$6.00	\$5.00	\$4.00	\$3.00
58 Corn, Sweet, 4 White, Shucks	\$6.00	\$5.00	\$4.00	\$3.00
59 Corn, Sweet, 4 Yellow, Shucks	\$6.00	\$5.00	\$4.00	\$3.00
60 Corn, Sweet, 4 Bi-Color, Shucks	\$6.00	\$5.00	\$4.00	\$3.00
61 Cucumbers, for Slicing, 4	\$6.00	\$5.00	\$4.00	\$3.00
62 Cucumbers, for Pickling, 4	\$6.00	\$5.00	\$4.00	\$3.00
63 Cushaw, 1	\$6.00	\$5.00	\$4.00	\$3.00
64 Eggplant, 2	\$6.00	\$5.00	\$4.00	\$3.00
65 Onion, White, 4	\$6.00	\$5.00	\$4.00	\$3.00
66 Onion, Purple, 4	\$6.00	\$5.00	\$4.00	\$3.00
67 Onion, Yellow, 4	\$6.00	\$5.00	\$4.00	\$3.00
68 Okra, Green, 7	\$6.00	\$5.00	\$4.00	\$3.00
69 Peppers, Bell, 4	\$6.00	\$5.00	\$4.00	\$3.00
70 Peppers, Habanero, 4	\$6.00	\$5.00	\$4.00	\$3.00
71 Peppers, Banana, 4	\$6.00	\$5.00	\$4.00	\$3.00
72 Peppers, Jalapeño, 4	\$6.00	\$5.00	\$4.00	\$3.00

73	Peppers, Cayenne, 4	\$6.00	\$5.00	\$4.00	\$3.00
74	Potatoes, Yellow, 4	\$6.00	\$5.00	\$4.00	\$3.00
75	Potatoes, White, 4	\$6.00	\$5.00	\$4.00	\$3.00
76	Potatoes, Red, 4	\$6.00	\$5.00	\$4.00	\$3.00
77	Potatoes, Largest, 1	\$6.00	\$5.00	\$4.00	\$3.00
78	Pumpkin, Largest, 1	\$15.00	\$12.00	\$10.00	\$8.00
79	Squash, Yellow Summer Straight Neck, 3	\$6.00	\$5.00	\$4.00	\$3.00
80	Squash, Crooked Neck, 3	\$6.00	\$5.00	\$4.00	\$3.00
81	Squash, Zucchini, 3	\$6.00	\$5.00	\$4.00	\$3.00
82	Squash, Butternut, 3	\$6.00	\$5.00	\$4.00	\$3.00
83	Sunflower Head, Largest, 1	\$10.00	\$7.00	\$5.00	\$4.00
84	Tomatoes, Red, Regular Size, 4	\$6.00	\$5.00	\$4.00	\$3.00
85	Tomatoes, Cherry, any Color, 4	\$6.00	\$5.00	\$4.00	\$3.00
86	Tomatoes, Roma, 4	\$6.00	\$5.00	\$4.00	\$3.00
87	Tomatoes, Yellow, Regular Size, 4	\$6.00	\$5.00	\$4.00	\$3.00
88	Tomatoes, Grape, Any Color, 4	\$6.00	\$5.00	\$4.00	\$3.00
89	Tomatoes, Heirloom, Any Type, 4	\$6.00	\$5.00	\$4.00	\$3.00
90	Tomatoes, Largest, 1	\$10.00	\$7.00	\$5.00	\$4.00
91	Watermelon, Largest by Weight	\$15.00	\$12.00	\$10.00	\$8.00
92	Vegetable Collection, Display Area 2½ x 2 feet	\$20.00	\$15.00	\$10.00	\$8.00
93	Most Unusual Vegetable	\$6.00	\$5.00	\$4.00	\$3.00

## FLOWERS

CLASS CROP	1ST	2ND	3RD	4TH
1 Cosmos, 3 Stems	\$6.00	\$5.00	\$4.00	\$3.00
2 Cleosia (Cockscomb), 3 Stem, Any Type	\$6.00	\$5.00	\$4.00	\$3.00
3 Dahlia, Large, 3 Stem	\$6.00	\$5.00	\$4.00	\$3.00
4 Dahlia, Small, 3 Stem	\$6.00	\$5.00	\$4.00	\$3.00
5 Gladiolus, 3 Stems	\$6.00	\$5.00	\$4.00	\$3.00
6 Marigold, Large, Orange, 3 Stems	\$6.00	\$5.00	\$4.00	\$3.00
7 Marigold, Large, Yellow, 3 Stems	\$6.00	\$5.00	\$4.00	\$3.00
8 Marigold, Large, Other, 3 Stems	\$6.00	\$5.00	\$4.00	\$3.00
9 Marigold, Small, Orange, 3 Stems	\$6.00	\$5.00	\$4.00	\$3.00
10 Marigold, Small, Yellow, 3 Stems	\$6.00	\$5.00	\$4.00	\$3.00
11 Marigold, Small, Other, 3 Stems	\$6.00	\$5.00	\$4.00	\$3.00
12 Petunia, 3 Stems	\$6.00	\$5.00	\$4.00	\$3.00
13 Roses, Red, 3 Stems	\$6.00	\$5.00	\$4.00	\$3.00
14 Roses, Yellow, 3 Stems	\$6.00	\$5.00	\$4.00	\$3.00
15 Roses, Other, 3 Stems	\$6.00	\$5.00	\$4.00	\$3.00
16 Sunflowers, 3 Stems	\$6.00	\$5.00	\$4.00	\$3.00
17 Zinnias, Small, 3 Stems	\$6.00	\$5.00	\$4.00	\$3.00
18 Zinnias, Large, 3 Stems	\$6.00	\$5.00	\$4.00	\$3.00
19 Snapdragons, 3 Stems	\$6.00	\$5.00	\$4.00	\$3.00
20 Blue Salvia, 3 Stems	\$6.00	\$5.00	\$4.00	\$3.00



## HERBS

### CLASS CROP

1	Peppermint, 3 Stems, with or without blossoms	\$6.00	\$5.00	\$4.00	\$3.00
2	Spearmint, 3 Stems, with or without blossoms	\$6.00	\$5.00	\$4.00	\$3.00
3	Basil, Opal, 3 Stems, with or without blossoms	\$6.00	\$5.00	\$4.00	\$3.00
4	Basil, Green, 3 Stems, with or without blossoms	\$6.00	\$5.00	\$4.00	\$3.00
5	Lemon Balm, 3 Stems, with or without blossoms	\$6.00	\$5.00	\$4.00	\$3.00
6	Lavender, 3 stems, with or without blossoms	\$6.00	\$5.00	\$4.00	\$3.00
7	Sage, 3 stems, with or without blossoms	\$6.00	\$5.00	\$4.00	\$3.00



## ARRANGEMENTS (NO SILK FLOWERS)

### CLASS CROP

21	Dried Flowers, Best Arrangement	\$8.00	\$6.00	\$4.00	\$3.00
22	Mixed Flowers, Small Arrangement (under 10" tall including container)	\$8.00	\$6.00	\$4.00	\$3.00
23	Mixed Flowers, Large Arrangement (over 10" tall including container)	\$8.00	\$6.00	\$4.00	\$3.00
24	Rose, Best Arrangement	\$8.00	\$6.00	\$4.00	\$3.00
25	Sunflowers, Best Arrangement	\$8.00	\$6.00	\$4.00	\$3.00

## POTTED PLANTS

### CLASS CROP

26	Potted Houseplant	\$6.00	\$5.00	\$4.00	\$3.00
27	African Violet	\$6.00	\$5.00	\$4.00	\$3.00
28	Potted Succulents and/or Cacti	\$6.00	\$5.00	\$4.00	\$3.00

# 2024 CANNING DIVISION

## RULES

- Entries will be accepted at the Exhibit Building on **Tuesday of fair week from 4:00 – 7:00 p.m.** Entries and **premiums** may be picked up from **2:00 – 4:00 p.m., Sunday after the fair.**
- All entries must be in standard Mason canning jars and sealed to be judged. Paraffin is not recommended on sealing jellies or any other canned goods.
- All items must be labeled and dated.** Any item over 1 year old will NOT be accepted.

## JAMS, JELLIES, PRESERVES (1/2 PINT, PINT, OR JELLY JARS)

### BEST OF CLASS - \$25 AND ROSETTE

CLASS	ITEM	CLASS	ITEM	1ST	2ND	3RD
350	Apple Butter	365	Peach Preserves	\$8.00	\$6.00	\$4.00
352	Apple Jelly	366	Pear Butter	\$8.00	\$6.00	\$4.00
353	Apple Preserves	367	Pear Preserves	\$8.00	\$6.00	\$4.00
354	Blackberry Jam	368	Pepper Jelly	\$8.00	\$6.00	\$4.00
355	Blackberry Jelly	369	Plum Jelly	\$8.00	\$6.00	\$4.00
356	Blackberry Preserves	370	Plum Preserves	\$8.00	\$6.00	\$4.00
357	Blueberry Jam	371	Raspberry Jam	\$8.00	\$6.00	\$4.00
358	Blueberry Jelly	372	Raspberry Jelly	\$8.00	\$6.00	\$4.00
359	Cherry Jam	373	Raspberry Preserves	\$8.00	\$6.00	\$4.00
360	Cherry Jelly	374	Strawberry Jam	\$8.00	\$6.00	\$4.00
362	Citrus Marmalade	375	Strawberry Jelly	\$8.00	\$6.00	\$4.00
363	Grape Jelly	376	Other Jams or Jellies	\$8.00	\$6.00	\$4.00
364	Peach Butter	377	Other Preserves or Butters	\$8.00	\$6.00	\$4.00
		378	Other Marmalade	\$8.00	\$6.00	\$4.00



## CANNED PICKLES & RELISHES (PINTS OR QUARTS)

### BEST OF CLASS - \$25 AND ROSETTE

CLASS	ITEM	CLASS	ITEM	1ST	2ND	3RD
415	Bread & Butter Pickles	424	Pickled Fruit	\$8.00	\$6.00	\$4.00
416	Chow-Chow	425	Pickled Okra	\$8.00	\$6.00	\$4.00
417	Corn Relish	426	Pickled Peppers	\$8.00	\$6.00	\$4.00
418	Dill Pickles	427	Pickled Vegetables	\$8.00	\$6.00	\$4.00
419	Green Tomato Pickles	428	Ripe Tomato Relish	\$8.00	\$6.00	\$4.00
420	Green Tomato Relish	430	Sweet Pickles	\$8.00	\$6.00	\$4.00
422	Pepper Relish	431	Sweet Relish	\$8.00	\$6.00	\$4.00
423	Pickled Beets	432	Other Pickles (not listed above)	\$8.00	\$6.00	\$4.00
		433	Other Relishes (not listed above)	\$8.00	\$6.00	\$4.00

## CANNED FRUITS & VEGETABLES (PINTS OR QUARTS)

### BEST OF CLASS - \$25 AND ROSETTE

CLASS	ITEM	CLASS	ITEM	1ST	2ND	3RD
379	Apples	394	Green Tomato Ketchup	\$8.00	\$6.00	\$4.00
380	Applesauce	395	Lima Beans	\$8.00	\$6.00	\$4.00
381	Banana Peppers	396	Okra	\$8.00	\$6.00	\$4.00
382	Beets	397	Peaches	\$8.00	\$6.00	\$4.00
383	Berries	398	Pears	\$8.00	\$6.00	\$4.00
384	Blackberries	399	Peppers (Hot)	\$8.00	\$6.00	\$4.00
385	Blueberries	400	Pie Filling	\$8.00	\$6.00	\$4.00
386	Butter Beans	402	Sauerkraut	\$8.00	\$6.00	\$4.00
387	Carrots	403	Soup Mixture	\$8.00	\$6.00	\$4.00
388	Cherries	404	Tomato Sauce	\$8.00	\$6.00	\$4.00
389	Chili Sauce	406	Tomato Juice	\$8.00	\$6.00	\$4.00
390	Corn	407	Tomato Ketchup	\$8.00	\$6.00	\$4.00
392	Grape Juice	408	Tomatoes, Red	\$8.00	\$6.00	\$4.00
392	Green Beans	409	Tomato Salsa	\$8.00	\$6.00	\$4.00
393	Green Peas	414	Other Salsa (not listed above)	\$8.00	\$6.00	\$4.00



## Howards Garage Body Shop & Auto Sales INC.

8172 Ward Road  
Whitesville, KY 42378

*"We Make Your Body Beautiful"*

**270-233-5436**

## Old Hickory Pit Bar-B-Q

*"Where Local Folks Bring Visitors For  
Owensboro's Best Bar-B-Q"*

*... A fine tradition for 6 generations*

**MUTTON • PORK • CHICKEN  
RIBS • BEEF**

Dine In / Carry Out • Catering  
Custom Cooking • Gift Certificates

Fri. - Sat. 9 A.M. - 10 P.M.

Sun. - Thurs. 9 A.M. - 9 P.M.

338 Washington Ave., Owensboro, KY 42301

**(270) 926-9000**



**COMMONWEALTH**

**CENTRAL SUPPLY**



**German American Bank**

Banking | Insurance | Investments

Member FDIC





# LIVESTOCK DIVISION

General Chairman - Daniel Hayden



## RULES:

1. The management reserves the right to bar any exhibitor from competition for misconduct.
2. Every registered beef animal must have a readable tattoo.
3. The superintendent of the division will have charge of the assignment of the space, and exhibitors will obey the rules.
4. Check the general rule and regulations and current Health Requirements found elsewhere in this book.



## 4-H AND FFA

1. Members of 4-H Clubs and FFA Chapters will be eligible to enter the Youth Division.
2. Showmanship classes will be divided in the Jr., Intermediate, and Sr. Division. Or divisions at the discretion of the show committee
3. During the youth show, all animals must be shown by members of 4-H or FFA, or other person about the same age.
4. Club members must have project started at least 60 days prior to show.
5. For the Classes listed for each breed, there will be a Youth and an Open Show as outlined BEEF AND DAIRY
  - a. Judging will first be for the Open Show. Then any animals not entered in the Youth Show are dismissed.
  - b. A total of \$1200 is allotted to Youth Classes to be divided among the Exhibitors in each division on the 3X, 2X, and 1X system, provided that the value of "X" may not exceed \$4.00. This is not a minimum, or a guarantee, but a maximum.
6. Blue ribbon animals, Beef and Dairy, will receive the same premium.
7. All classes are open to the world.

## KENTUCKY LIVESTOCK EXHIBITION REQUIREMENTS.

### GENERAL PROVISIONS OUT OF STATE LIVESTOCK

1. All animals, except as noted, shall be accompanied by a certificate of Veterinary Examination. A certificate of Veterinary Examination shall be sold thirty (30) days after issuance. A certificate of Veterinary Examination means a legible record covering the requirements of the state of destination accomplished on an official form of a standard size from the state of origin or an equivalent form of the Animal and Plant Health Inspection Service, Veterinary Services, United States Department of Agriculture, which is prepared and issued by a licensed, accredited veterinarian.
2. If animals are from tuberculosis accredited or brucellosis certified herds, the certificate of Veterinary Examination shall show accreditation and certification number with date of last herd test for tuberculosis and brucellosis.
3. Livestock infected with warts, ringworm or any infectious or communicable diseases are not eligible for show.

### LIVESTOCK HEALTH REQUIREMENTS

All livestock/animals offered for sale or exhibition at Kentucky County fairs shall meet the following regulations according to KRS Chapter 257:

- a. 302 KAR 20:040 (Entry into Kentucky)
- b. 302 KAR 20:065 (Sale and Exhibition of Kentucky Origin Livestock) Any questions concerning these health regulations should be directed to your local veterinarian or the Kentucky State Veterinarian's office at (502) 564-3956.

Livestock Health Regulations can be obtained on the Kentucky Department of Agriculture Web site: [http://www.kyagr.com/state\\_vet/ah/index.htm](http://www.kyagr.com/state_vet/ah/index.htm)  
Please be advised that Livestock Health Regulations are subject to change any time.



# EQUESTRIAN ENTERPRISES, INC.

## ZOO CREW

DEBBI TAYLOR • (270) 929-4597 • dtaylor3000gt@aol.com

OFF 231 IN UTICA, KENTUCKY

Petting Zoo • Pony Rides • Private Parties • Corporate Events

HORSES • PONIES • DONKEYS & EXOTIC ANIMALS

CUSTOMIZE YOUR EVENT TODAY! NO PARTY TOO BIG OR TOO SMALL!  
FESTIVALS • PICNICS • CAMPS • LIMITED SPACES - BOOK EVENTS SOON!

COME OUT FOR A LESSON AND ENJOY THE FARM ANIMALS WHILE YOU'RE HERE!  
LESSONS: GROUP \$25 PER HOUR | PRIVATE: \$30 PER HOUR | FULLY INSURED







# SECURING AGRICULTURE'S FUTURE.



***farm*CREDIT**  
**MID-AMERICA**

Right now, you need a lender focused on farmers' futures. As a lending cooperative owned by farmers, we are committed to farmers. That's why our farmers have received more than \$1 billion back in cash over the last 7 years through our Patronage\* program. It's our way of supporting our farmers and strengthening their rural communities.

**Visit [FCMA.COM/PATRONAGE](https://www.fcma.com/patronage) to start a conversation with your local lender.**

Loans subject to credit approval. Additional terms and conditions may apply. Farm Credit Mid-America is an equal opportunity lender.  
\*Patronage is an annual decision made by the Board of Directors to return earnings to eligible customers.





**COMMONWEALTH™**

*Rolled Products*

***1372 State Hwy 1957, Lewisport, KY 42351***



### ***MEMBERSHIP DOESN'T COST.....IT PAYS!***

For all your membership and insurance needs visit any of our four Owensboro locations:

3329 Wathens Crossing  
Owensboro, KY 42301  
270-683-1715

2645 Frederica St.  
Owensboro, KY 42301  
270-926-9600

3230 Kidron Valley Way  
Owensboro, KY 42303  
270-685-5300

4600 Hwy 144  
Owensboro, KY 42303  
270-684-3227



DAVIESS COUNTY





GOLD  
WINNER



# HAYDEN ELECTRIC, INC.

*Your Hometown Electrical Contractor*

***Serving the Area Over 50 Years***

**P.O. Box 129  
Philpot, KY 42366  
270-281-4765  
Fax: 270-281-4760**



# MISS TEEN DAVIESS COUNTY

Director ~ Latasha Shemwell, 270-297-9519 Ext 703

**SATURDAY, JULY 6 • 7:00 P.M.**

Bittel Hall ~ Daviess County Fair Grounds

*~ Tickets available at the door ~*

*Adults \$10 • 6-12 \$4 • 5 & under FREE*



*2023 Miss Teen Daviess County  
Jalayla Phelps*

*Come see who  
will reign as  
Miss Teen  
Daviess County  
2024!*



2022 Miss Preteen  
Morgan Hawes

# MISS PRE-TEEN DAVIESS COUNTY

Director ~ Latasha Shemwell, 270-297-9519 Ext. 702

**FRIDAY, JULY 6 • 1:30 p.m.**

**Bittel Hall ~ Daviess County Fair Grounds**

*~ Tickets available at the door ~*

*Adults \$10 • 6-12 \$4 • 5 & under FREE*

*Come see who will reign as  
Miss Pre-Teen Daviess County 2024!*



2022 Little Miss & Mister  
Jolie and Conner Ranburger

# LITTLE MISS & MISTER PAGEANT

**Sunday, June 30, 2024 at 5:00  
PM**

**Bittel Hall ~ Daviess County Fair Grounds**

*~ Tickets available at the door ~*

**Adults \$10 • 6-12 \$4 • 5 & under FREE**

*Come see who will reign as  
Little Miss and Mister Daviess County 2024!*



# MISS DAVIESS COUNTY & MISS DAVIESS COUNTY FAIR

Director ~ Haley London • 270-313-8307

**SATURDAY, JUNE 28, 2024 • 6:00 PM**

**BITTEL HALL AT DAVIESS COUNTY FAIR GROUNDS**

*~ Tickets available at the door ~*

*Adults \$6 • 6-12 \$4 • 5 & under FREE*



**2023  
MISS DAVIESS COUNTY  
CHEANI SCHROEDER**

***Come see who will reign as Miss Daviess County and  
Miss Daviess County Fair 2024!***

**Ms. & Mrs. Pageant Rules and Registration can be downloaded at [daviesscountyfair.com](http://daviesscountyfair.com)  
For More Information contact, Haley London at (270) 313-8307**





# Ms. Daviess County & Mrs. Daviess County Fair

- Age group: 21 years of age or older.
- Contestant may be married, divorced, or widowed.
- Open to any Kentucky resident.
- Entry fee is \$50. Non-refundable and can be sponsored by a business or individual. Checks will be accepted and can be made out to the Daviess County Lions Club. Door Admission will be \$6.00.
- Ms. Contestants will be judged in the following categories: on-stage question, fun fashion, and formal wear.
- The pageant committee reserves the right to dismiss any contestant for poor display of cooperation, courtesy, and/or sportsmanship to both pageant committee and fellow contestants.
- Ms. Daviess County Fair will be asked to represent the fair in various ways throughout the year.
- Daviess County Lions Club committee reserves the right to take away the Ms. Crown/Title due to mis-conduct such as: being arrested, inappropriate pictures on social media or any other form of mis-representation of the Title of Ms. Daviess County.
- 1st, 2nd, and 3rd, will be awarded along with a Photogenic and Ms. Congeniality award.



Ms. & Mrs. Pageant Rules and Registration can be downloaded at [daviesscountyfair.com](http://daviesscountyfair.com)  
For more information contact, Haley London at (270) 313-8307.

## C. G. Williams, Inc

- SEPTIC TANK CLEANING
- GREASE TRAPS
- TREATMENT PLANT
- LARGE AND SMALL CAPACITY TRUCKS



**"SUPER  
PUMPER"**

2008 Reid Road, Owensboro, KY 42303

**(270) 683-3383**

**Fax: (270) 281-0130**

**C. G. WILLIAMS**

**JACK HAYDEN**



# 2024 OPEN YOUTH BEEF CATTLE SHOW

ANGUS – POLLED HEREFORD – CHAROLAIS – HEREFORD – CHIANINA  
SIMMENTAL – COMMERCIAL – LIMOSINE AND OTHER BREEDS

**WEDNESDAY, JULY 17, 2024 - Following Feeder Calf Show**

**LIVESTOCK NEEDS TO ENTER FAIRGROUNDS FROM GATE 2 ON WINKLER ROAD**

Chairman: Daniel Hayden, 270-570-2815

**RULES:**

- 1. Judging starts Wednesday, July 17 following Feeder Calf Exhibition and Youth Beef Steers.
- 2. Open to youth ages 9-21. No novice showman.
- 3. All cattle must comply with health regulations found under Livestock Health Requirements for Exhibition in Kentucky.

<b>PREMIUMS:</b>			
1st - \$25.00			
2nd - \$20.00			
3rd - \$15.00	<b>Supreme Champion</b>	<b>\$50.00</b>	
	<b>Reserve Champion</b>	<b>\$25.00</b>	

**CLASSES:**  
**BULLS**

- 501 Jr. Calf calved after January 1, 2024
- 502 Sr. Calf between September & December 21, 2023
- 503 Late Summer Yearling between July 1 & August 31, 2023
- 504 Early Summer Yearling calved between May 1 & June 30, 2023
- 505 Late Junior Yearling calved on or between March 1 & April 30, 2023
- 506 Early Junior Yearling calved on or between January 1 & February 28, 2023

- 507 Sr. Yearling calved on or between January 1 & December 31, 2022
- 508 Champion (rosette)
- 509 Reserve Champion Bull Second place animal in class from which Champion was selected is to show for Reserve Champion (rosette)

**FEMALES:**

- 510 Jr. Calf calved after January 1, 2024
- 511 Sr. Calf between September & December 21, 2023
- 512 Late Summer Yearling between July 1 & August 31, 2023
- 513 Early Summer Yearling calved between May 1 & June 30, 2023
- 514 Late Junior Yearling calved on or between March 1 & April 30, 2023
- 515 Early Junior Yearling calved on or between January 1 & February 28, 2023
- 516 Sr. Yearling calved on or between January 1 & December 31, 2021
- 517 Cow/Calf
- 518 Champion (rosette)
- 519 Reserve Champion Bull Second place animal in class from which Champion was selected is to show for Reserve Champion (rosette)

# 2024 YOUTH FAT STEERS SHOW

**WEDNESDAY, JULY 17, 2024 FOLLOWING FEEDER CALF SHOW**

**LIVESTOCK NEEDS TO ENTER FAIRGROUNDS FROM GATE 2 ON WINKLER ROAD**

Must be on grounds by 5:00 P.M.



**RULES**

- 1. See general rules.
- 2. No novice showmen.
- 3. Judging on the Danish System. Each animal that exhibits receives \$5.00 minimum.
- 4. Open to youth ages 9-19.

**CLASSES**

- 550 Steer – Weighing 900 pounds and under
- 551 Steer – Weighing 901 pounds and over
- 552 Grand Champion – \$50.00
- 553 Reserve Grand Champion – \$25.00

**PREMIUMS**

1<sup>ST</sup> - \$25.00 | 2<sup>ND</sup> - \$20.00 | 3<sup>RD</sup> - \$15.00



# Thank You to our sponsors!



Owensboro Health Regional Hospital  
Daviess County Fiscal Court  
Daviess County Extension Services  
Daviess County Farm Credit  
Commonwealth Rolled Products  
Michael Horn Foundation  
Farm Credit of Mid America  
Castlen Steel  
Mid America Grain Systems

Hayden Construction Co.  
Hayden Electric, Inc.  
First United Bank  
Daviess Farm Credit Bureau  
Don Moore on 54  
Edward Jones  
H&R Agripower  
Hagan's Outdoor Equipment  
Sunbelt Rentals  
Envision Contractors, LLC

Howard Garage & Auto Sales  
Murphy Excavating  
Needham Ag Technologies, LLC  
Ken Shrouds Equipment  
Mid-South Equipment Rentals  
Wright Implement  
Edward Jones  
Speciality Food Group  
Carmel Home  
Battery Headquarters

Tractor Supply  
Ohio Valley 2-Way Radio  
Ole South Bar-B-Q  
Southern States  
Beef O' Brady  
Beck Hybrid  
Owensboro Community &  
Technical College - KCTCS  
Battery Headquarters

**IN  
CONCERT!**



**Disco, Funk, Country, and Pop Music from the 70's, 80's, and Beyond!**

**July 18: 4pm-7pm  
July 19: 4pm-7pm  
July 20: 6-7:30 pm**

**Daviess County Lions Club Fair**





### SONDRA FISCHER'S KEYSTOP, LLC

4010 HWY. 144  
OWENSBORO, KY 42303  
(270)686-7608  
*"We pump your gas"*

# BEEF 'O' BRADY'S

GOOD FOOD, GOOD SPORTS™

685-4969

Off Hwy. 54 at Fairview Drive  
Owensboro, KY



**WEDNESDAY  
JULY 17  
2024**

# DAVIESS COUNTY FAIR ARENACROSS

6191 STATE ROUTE 54  
PHILPOT, KY 42366

**RACE FEES:  
\$25 Per Class**

**\$20 PIT PASS WILL BE  
REQUIRED TO ENTER THE  
RACE PIT AREA.**

**BIKE CLASSES**

Stacyc 12e	Supermini
Stacyc Open	Open Girls
Fun 50	Schoolboy (12-16)
50cc Shaft	Collegeboy (17-24)
50cc Jr.	Open Beginner (D)
50cc Sr.	Open Novice (C)
50cc Open	Open Intermediate (B)
Ebike Open	Open Pro (A) S
65cc (7-11)	25+ S
65cc Open	40+
85cc (7-15)	Pitbike
85cc Open	

**ATV CLASSES**

- Open Yard Quad
- 0-50cc Open
- 0-90cc Open Youth
- ATV Open Beginner
- ATV Open B/C
- ATV Pro (A) S

**SCHEDULE**

- 4pm-5pm Sign up
- 5pm Practice
- Heats to follow
- Main Event 7:30pm

**Questions: 270.929.1335**  
[www.fullpotentialracepromotions.com](http://www.fullpotentialracepromotions.com)

**FULL 120%  
POTENTIAL  
RACE PROMOTIONS**

**GUARANTEED 1ST-3RD  
TROPHIES IN EVERY CLASS!  
ALL 50CC & BELOW RACERS  
RECEIVE AWARDS!**

**COX**  
ENGINEERING & RACING

**RACE GAS**



# 2024 4-H AND FFA FEEDER CALF EXHIBITION

WEDNESDAY, JULY 17, 2024

EXHIBITION: 5:00 p.m.

On Grounds – 4:00 p.m.

**LIVESTOCK NEEDS TO ENTER FAIRGROUNDS FROM GATE 2 ON WINKLER ROAD**

1. Exhibitors must be current members in good standing of 4-H or FFA and registered participants in the Daviess County 4-H and FFA Feeder Calf Project.
2. Calves are to be exhibited clean; however, fitting of calves will not be allowed.
3. Calves are to be halter broken and trained to lead.
4. Premiums will be awarded.
5. Youth may exhibit 1 steer and/or 1 heifer.
6. Showmanship classes include the following divisions: **Junior** 9–11 years old as of January 1, **2024**, **Intermediate** 12–14 years old as of January 1, **2024**, **Senior** 15 years old and up as of January 1, **2024** (entries are not eligible for open youth showmanship)
7. All exhibitors will receive a \$5.00 premium
8. All calves due on grounds by **4:00 p.m.**

## Premiums

1st: \$20.00  
2nd: \$15.00  
3rd: \$12.50  
4th: \$10.00  
5th: \$7.50

**Champion Steer** - \$25.00 + Banner

**Champion Heifer** - \$25.00 + Banner

**Reserve Steer** - \$20.00 + Banner

**Champion Heifer** - \$25.00 + Banner

## Feeder Steers

Class 1

Class 2

Class 3

## Feeder Hiefers

Class 4

Class 2

Class 3



KENTUCKY  
WESLEYAN  
COLLEGE  
—1858—





Glenn Family Services and the Daviess County Lions Club Fair

# *Committed to Our Community*



---

**G·L·E·N·N**

---

**FAMILY SERVICES**

900 Old Hartford Road  
Owensboro  
**270-683-1505**

*[glennfuneralhome.com](http://glennfuneralhome.com)*





 **SOUTHERN STATES**  
A Farmer Owned Cooperative Since 1923



**FOR ALL YOUR FARMING NEEDS  
CONTACT LOGAN ELDER**

**270-684-9463**





# ENVISION

CONTRACTORS, LLC





**SPONSORED BY**



**SUNBELT®**  
**RENTALS**

**OWENSBORO, KY**  
**270-215-3863**

***UniFirst***







# KIDS

## PEDAL TRACTOR PULLS

**FREE EVENT • AGES 3-12**

**SAT. JULY 20, 2024 • 6:30 P.M.**

*Trophies for all ages/classes  
Sponsored By Edward Jones*



# trophy house

Awards • Gifts • Custom Engraving



Promotional Products  
Screen Printed & Embroidered Apparel

270-684-2305    [www.trophyhouseusa.com](http://www.trophyhouseusa.com)

## DAVIESS COUNTY HAY CONTEST

To promote the alternate farm income of quality hay production, the Daviess County Lions Club and the Daviess County Extension Service are cooperating with the Kentucky Department of Agriculture's Hay Marketing Program.

All entries must be rectangular machine field baled and cured alfalfa, alfalfa grass, grass and legumes, or timothy hay weighing 45 pounds or more per bale. Daviess County produced hay only.

All entries will have a nutritional analysis made by the Kentucky Department of Agriculture prior to naming the winner. All entrants will be notified when analysis results, premium money, and ribbons are available at the Extension Office.

### PREMIUMS FOR EACH CLASS

Class	Type Hay	1st	2nd	3rd
A	Alfalfa	\$20.00	\$17.00	\$15.00
B	Alfalfa-grass	\$20.00	\$17.00	\$15.00
C	Grass and Legume	\$15.00	\$12.00	\$10.00
D	Timothy	\$15.00	\$12.00	\$10.00

## FFA ENTRIES

### PREMIUM MONEY - CROP

- 1000 2004 Yellow Corn - 8 Ears
- 1001 2004 White Corn - 8 Ears
- 1002 2005 Yellow Corn - 8 Ears
- 1003 2005 White Corn - 8 Ears
- 1004 Soybean Plant - Whole Plant
- 1005 Soybeans - Beans 1 Gallon
- 1006 Wheat - Grain 1 Gallon
- Hay - 1/2 Bale
- 1007 Mixed Legume and Grass
- 1008 Alfalfa
- 1009 Grass

### HORTICULTURE

- 1040 House Plant
- 1041 Hanging Plant
- 1042 Dried Flowers
- 1043 Silk Flowers
- 1044 Fresh Flowers
- 1045 Terrarium
- 1046 Dish Garden

- 1047 Landscape Design
- 1048 Vegetable Display
- 1049 Banana Peppers
- 1050 Green Bell Peppers
- 1051 Specialty Bell Peppers
- 1052 Hot Peppers
- 1053 Cantaloupe
- 1054 Cucumbers
- 1055 Cabbage
- 1056 Free Stone Peaches
- 1057 Cling Peaches
- 1059 White Peaches
- 1060 White Potatoes
- 1061 Red Potatoes
- 1062 Yellow Potatoes
- 1063 Green Beans
- 1064 Lime Beans
- 1065 White Sweet Corn
- 1066 Yellow Sweet Corn
- 1067 Bi Color Sweet Corn
- 1068 Leaf Lettuce

- 1069 Head Lettuce
- 1070 Okra
- 1071 Pumpkin
- 1072 Sunflower
- 1073 Yellow Squash
- 1074 Red Tomatoes
- 1075 Yellow Tomatoes
- 1076 Cherry Tomatoes
- 1077 Zucchini Squash
- 1078 Most Unusual Vegetable

### TOBACCO

- 1079 Burley - 1 Stick - 4-6 Plants
- 1080 Dark - 1 Stock - 4-6 Plants

### FARM SHOP

- 1081 All Wood Construction
- 1082 All Metal Construction
- 1083 Both Metal and Wood





# SOUTH CENTRAL BANK

Member  
**FDIC**

**INFLATABLES  
NIGHTLY**  
5PM - CLOSE

SPONSORED BY: HAGAN'S OUTDOOR EQUIPMENT

**GEHL**  **MANITOU**  
HANDLING YOUR WORLD

**KSE**

*Ken Shourds Equipment*  
(812)550-2505 • Rockport, IN

  **WOODS**





# Junior Market Open Youth Lamb and Goat Show FRIDAY, JULY 19, 2024

**LIVESTOCK NEEDS TO ENTER FAIRGROUNDS FROM GATE 2 ON WINKLER ROAD  
ON GROUNDS BY 5:30 P.M.**

(Ringworm check will be at weigh-in)

**SHOW - 6:00 P.M.**

**Contact Stacey Potts • 270-685-8480**



## RULES

1. Classes will be determined on the day of the show and will include a novice weight class (novice will not show for champion).
2. The show is open to youth ages 9–19 that are enrolled in a 4-H or FFA Market Lamb Project.
3. All exhibitors should be prepared to present health papers if requested.
4. Lambs must be slick shorn for show.
5. Showmanship classes will begin the show and include the following divisions:  
**Novice** 6–8 years old as of January 1, **2024**, **Junior** 9–13 years old as of January 1, **2024**, **Senior** 14 years old as of January 1, **2024**.
6. Banners will be presented to the Grand and Reserve Champion lambs and Showmanship winners will receive rosettes.
7. All market animals must have identification (KUIP not required) to be eligible to show.
8. The show committee shall rule on any question arising and not covered by other rules.
9. Lambs must be owned and cared for by youth exhibiting animal.
10. Exhibitors are limited to **four** market lambs; novice limited to **one**.
11. Each exhibitor will receive an exhibitor premium of \$5.00.

### Market Lamb Premium:

1st, \$15.00 2nd, \$10.00 3rd, \$8.00

**Class 13004:** Grand Champion - \$35.00 + Banner

**Class 13005:** Reserve Grand Champion - \$20.00 + banner

## JUNIOR MARKET GOAT & COMMERCIAL DOE

1. Goat will show immediately following market lambs.
2. All goats must meet Kentucky Health requirements for exhibition.
3. Exhibitors may enter market wethers or market does. All wethers must be clean castrated. Doesthat show in dairy division are not eligible to show in the market division.
4. All market goats must have been born after January 1, 2023.
5. All market goats will be shown by weights. All goats must weigh a minimum of 40 lbs. on showday.
6. Dairy Does will be shown by breed and age. Classes are listed below. Breeds include: Alpine, Nubian, La Mancha, Recorded Grades, Saanen, Toggenburg, All Other Purebreds, Nigerian Dwarf.
7. Showmanship classes will be held prior to market and dairy classes and include the following divisions: **Novice** 6–8 years old as of January 1, **2024**, **Junior** 9–13 years old as of January 1, **2024**, **Senior** 14 years old as of January 1, **2024**.
8. Exhibitors are limited to **four** market goats and dairy does. Novice limited to **one** market or dairy goat.
9. Each exhibitor will receive an exhibitor premium of \$5.00.
10. Banners will be presented to the Grand and Reserve Champion. Daviess County Only Showmanship and Open Showmanship winners will receive rosettes.

### 1306 Market Goat Premiums

1st: \$15.00 2nd: \$10.00 3rd: \$8.00

### 1307 Dairy Doe Premiums

1st: \$15.00 2nd: \$10.00 3rd: \$8.00

**Grand Champion** \$35.00 + Banner  
**Reserve** \$20.00 + Banner

**Grand Champion** \$35.00 + Banner  
**Reserve** \$20.00 + Banner

### DAIRY DOE CLASSES

1. Jr. Kid, born 4/1/2024 – 6/20/2024
2. Intermediate Kid, born 1/1/2024 – 3/31/2024
3. Sr. Kid, born 8/18/2023 – 12/31/2023
4. Dry Doe, all ages
5. Yearling Milker, born after 8/20/2022
6. Two Year Milker, born after 8/20/2021 – 8/19/2022
7. Three Year Milker, born 8/20/2020 – 8/19/2021
8. Four Year Milker, born 8/20/2019 – 8/19/2020
9. Five Year Milker and older, born before 8/20/2020
10. Dairy Wether, all ages



# DAVIESS COUNTY FAIR

6191 HIGHWAY 54 PHILPOT, KY



**JULY 19 & 20 7PM CDT**



SUPER MODIFIED 4WD TRUCKS  
10,000 LB. HOT FARM TRACTORS  
SUPER MODIFIED 2WD TRUCKS  
LIGHT LIMITED SUPER STOCK TRACTORS  
2.6/3.0 DIESEL TRUCKS  
HOT ROD TRACTORS



FOR MORE INFORMATION: (502) 477-3047 OR [TNTRUCKANDTRACTORPULL.COM](http://TNTRUCKANDTRACTORPULL.COM)



# 2024 FIREWORKS OVER THE FAIR



**SATURDAY NIGHT DURING INTERMISSION  
AT TNT TRUCK & TRACTOR PULLS**

**TRUCK AND TRACTOR PULLS**

**SPONSORED BY: CASTLEN STEEL & MID-AMERICAN GRAIN SOLUTIONS**





# INDEX TO ADVERTISERS

Adams & Whitt Peridontics .....	54	KWC .....	76
Beck's Hybrid .....	34	Mid America Grain Solutions.....	11
Beef 'O' Brady's.....	75	Mike Horn Foundation.....	10
Brescia.....	45	Miles Enterprises.....	35
Builders Discount .....	19	Miles LP.....	36
Carmel Home .....	20	Mister B's Pizza & Wings .....	19
Castlen Steel, LLC.....	23	Moore & Moore .....	46
CG Williams.....	72	Murphy Excavating.....	12
Commonwealth Central Supply.....	62	Needham .....	9
Commonwealth Rolled Prod.....	66	OCTC - KCTCS .....	55
Daviess County Farm Bureau .....	67	Ohio 2 Way Radio .....	19
Davis & Cecil Funeral Homes.....	Back Cover	Old Hickory.....	62
Don Moore 54.....	33	Ole South Bar-B-Q.....	14
Edward Jones .....	56	Owensboro Grain.....	43
Elder Pipe.....	27	Owensboro Health Regional Hospital .....	Inside Front Cover
Electrical Equipment Repair.....	20	P & H .....	25
Envision Contractors.....	79	Philpot Primary Care L. Boarman .....	16
Farm Credit Mid America .....	65	Schrecker Supply Company.....	27
First United Bank.....	Inside Back Cover	South Central Bank.....	83
Fisher Key Stop .....	75	Southern States.....	78
German American Bank.....	62	Speciality Foods Group .....	18
Glenn Funeral Home .....	77	SunBelt Rentals .....	80
Gordan Hardware .....	15	Trophy House .....	82
H & R Agripower .....	44	Unifirst.....	80
Hagans Outdoor Eq.....	22	Western Kentucky Blood Center .....	18
Hayden Construction.....	24	Whitesville Lions Club.....	18
Hayden Electric.....	68	Wright Implement .....	21
Howard's Garage & Auto Sales.....	62		
Ken Shourds Equipment .....	83		
Kurtz Auction .....	13		

# Daviess County Lions Fair 7/18

Featuring:  
Stomper  
Power Train  
Hosier Daddy  
American Scout  
Funky Monkey  
Relentless



Local Pit Bike  
Racers





# We want to keep you healthy. We want to make you proud.



*Owensboro Health Regional Hospital  
Owensboro, KY*

Owensboro Health has been serving the healthcare needs of Western Kentucky and Southern Indiana for over 120 years. Today, we are more committed than ever to providing extraordinary care for our communities, with highly skilled doctors, nurses and support staff, leading-edge technologies like robotic surgery and better access to care, all while keeping your patient experience our number one priority. When you truly want to serve your communities, these are the commitments you make.



[OwensboroHealth.org](http://OwensboroHealth.org) | Serving Western Kentucky and Southern Indiana



# Names You Trust. People Who Care.

*We are honored that so many citizens of our community trust us to care for their families in times of need. Thank you.*



**Billy Boyle, III**  
*President, Funeral Director  
& Embalmer*



**John Hill**  
*Vice President, Funeral Director  
& Embalmer*

  
*James A. Davis*  
FUNERAL HOME AND CREMATORY

3009 Frederica Street • Owensboro  
(270) 683-5377

  
*Cecil*  
FUNERAL HOME

10153 Kentucky 54 • Whitesville  
(270) 233-4437

[davisfuneralhome.com](http://davisfuneralhome.com) • [cecilfuneralhome.com](http://cecilfuneralhome.com)